

POLITICAL ECONOMY OF COMMUTING SUBSIDIES

RAINALD BORCK
MATTHIAS WREDE

CESIFO WORKING PAPER NO. 1339
CATEGORY 2: PUBLIC CHOICE
NOVEMBER 2004

An electronic version of the paper may be downloaded

- *from the SSRN website:* www.SSRN.com
- *from the CESifo website:* www.CESifo.de

POLITICAL ECONOMY OF COMMUTING SUBSIDIES

Abstract

We study the political economy of commuting subsidies in a model of a mono-centric city with two income classes. Depending on housing demand and transport costs, either the rich or the poor live in the central city and the other group in the suburbs. Commuting subsidies increase the net income of those with long commutes or high transport costs. They also affect land rents and therefore the income of landowners. The paper studies how the locational pattern of the two income classes and the incidence of landownership affects the support for commuting subsidies.

JEL Code: R14, R48.

Keywords: commuting subsidies, voting, monocentric city.

Rainald Borck
DIW Berlin
14191 Berlin
Germany
rborck@diw.de

Matthias Wrede
RWTH Aachen
Department of Economics and Business
Administration
52056 Aachen
Germany
mwr@fiwi.rwth-aachen.de

We thank Pio Baake for comments and the German Science Foundation (DFG) for financial support.

1 Introduction

Many countries subsidise commuting to work. Germany and France, for example, allow taxpayers to deduct commuting expenses from their income tax liability. It is estimated that scrapping tax deductibility in Germany would raise about 5.5 billion Euro in revenue (Bach, 2003). Other countries such as Canada and the US do not allow for a special tax treatment of commuting expenses. However, even in those countries commuters may not pay their full costs since transport is subsidised in many other ways. Brueckner (2003) cites evidence that fares for public transit cover only 25 percent of capital and operating expenses in the US and 50 percent of operating costs in Europe, while user fees, gasoline taxes and the like cover about 60 percent of total outlays for highways in the US. Gomez-Ibañez (1997) analyzes five US and European studies which arrive at a similar conclusion. However, total transportation costs including costs of congestion, air pollution and accidents exceed user payments by far (two till more than ten times as high).

In this paper, we use a model of a monocentric city with two income classes to study reasons for the existence of commuting subsidies. Individuals choose their location within the city, and depending on parameters, either the rich or the poor live in the central city while the other group lives in the suburbs. We then study the effect of commuting subsidies (which may be negative, i.e., a tax on commuting) on the groups' equilibrium utility. At the heart of the model are the redistributive effects of the subsidy. While city residents pay for the subsidy through general tax revenue, the subsidy redistributes income between residents with long and short commutes as well as between renters and land owners. These redistributive effects form the basis for the political support for or against commuting subsidies (or taxes).

Our main results are as follows. When land is owned by absentee landlords, all city residents may benefit from commuting subsidies if these reduce average land rent. With full citizen landownership, however, it must be the case that one group of residents benefits at the expense of the other. When landownership is symmetric across income classes, we find that the rich generally benefit from commuting subsidies at the expense of the poor if the rich live in the suburbs and the poor in the city. The converse, however, is not necessarily true: If the rich live in the centre, they may still prefer subsidising commuting since in this case their transport costs must be sufficiently larger than that of the poor.

Finally, if landownership is asymmetrically distributed, we find that if the rich own more land than the poor, they will tend to oppose commuting subsidies.

The literature on commuting subsidies has largely followed two different strands. First, there is a number of studies which analyse the welfare properties of commuting subsidies, for instance, Brueckner (2003), Richter (2004), and Wrede (2000; 2001; 2003). Brueckner (2003) uses a spatial model like ours and finds that subsidising transport is inefficient (see also Fujita, 1989). Subsidies may be efficient, however, in a second best world. In a multicentric-metropolitan-area framework Wrede (2003) shows that commuting subsidies may be second-best efficient if Labor income is taxed and if some production factors are immobile. The basic argument is that the choice of working place would be distorted by the Labor income tax if commuting costs were not deductible from the income tax base.¹ Zenou (2000) shows that commuting subsidies can be beneficial by reducing urban unemployment.

Second, there are positive papers which study the effect of subsidies on urban sprawl, which is generally found to be positive (Brueckner, 2003; Arnott, 1998). As far as we know, while the redistributive effects of subsidies for commuting have been mentioned by commentators and calculated by empirical analysts, there is no formal analysis of their effect in a spatial model. On the empirical side, Kloas and Kuhfeld (2003) use survey data from Germany and find that the tax deductibility of commuting expenses benefits high income individuals who have long commutes. If this is correct, why would the poor majority not scrap the subsidy? This paper aims to provide possible answers to this question.

Methodologically, our paper builds on the model of a monocentric city model with two income classes (see Wheaton, 1976; Hartwick et al., 1976). Moreover, we use a model with (partial) public land ownership, a case which was analysed by Pines and Sadka (1986). A model with two income groups and disagreement over public goods levels is presented by de Bartolome and Ross (2003).

The paper proceeds as follows. We introduce our model of a linear city in the next

¹Focusing on the consumption-leisure choice, Wrede (2000) and Richter (2004) analysed tax deductions for work related expenses within a optimal-taxation framework. Deductions for commuting expenses are possibly second-best efficient if household production (of time) generates non-taxable pure profits. Otherwise commuting expenses should probably be taxed.

section. Section 3 introduces our voting framework. In section 4, we study how the results change if the city is circular. Section 5 analyses the effect of financing subsidies through income taxes. The last section offers some conclusions.

2 The model

2.1 The monocentric city

Our model of a monocentric city is the standard model with two income classes (see, e.g., Wheaton, 1976; Hartwick et al., 1976). We begin with the case of a linear city with unit width. All individuals travel to the central business district (CBD) to work. The (CBD) is located at zero and has zero length. There are two groups of residents indexed $i = l, h$ who differ by income and transport cost. Income is denoted y_i , and we assume group l is poor and group h rich, $y_l < y_h$ (more below). There is a total of n residents and n_i individuals in group i where $n_l > n_h$, so the poor form the majority in the city. The round trip commuting cost for an individual who lives r km from the CBD is $t_i r$ for $i = l, h$. Since part of commuting costs consist of the opportunity cost of time, we assume that $t_h \geq t_l$, i.e., the rich have higher commuting costs than the poor.

Commuting costs are subsidized at rate σ . Note that we allow for negative subsidies, i.e. taxes on commuting expenditures. Examples of commuting taxes would include road pricing, gasoline taxes etc in excess of the true costs of commuting. For simplicity, we assume that the subsidy covers a certain percentage of all commuting costs. This assumption could be questioned on the grounds that the rich have higher time costs, but only money costs of commuting are subsidized. However, in general, the rich choose more expensive (viz. faster) transport modes. Brueckner (2003) studies transport mode choice by different income classes in the same framework as ours. He shows that the rich opt for transport modes with higher money and lower time costs than the poor. Hence, it would be possible to endogenise the differing time and money costs of commuting and reach similar conclusions as we do now.

To balance the budget, a lump-sum tax of T is levied on each city resident.² We assume

²The form of financing the subsidy has obvious distributional consequences. We return to this question below in Section 5.

that city residents vote on the level of the subsidy and lump sum tax prior to choosing their place of residence and consumption of goods and housing. We solve the model backwards and first analyse consumption and location choices and turn to the determination of the voting equilibrium in the next section.

Individuals have identical, strictly increasing and quasiconcave utility functions, $u(x, z)$, defined over consumption x and housing (lot size), z . We assume consumption and housing to be normal goods. Let the price of housing be q . Let individual labour income be w_i and assume that an individual of type i receives a fraction θ_i of average differential land rent (ADR). Letting $\alpha_i \equiv n_i/(n_l + n_h)$ be group i 's population share, we require $\alpha_l\theta_l + \alpha_h\theta_h = \theta$, where $\theta_i \geq 0, i = l, h$, and $\theta \in [0, 1]$, and $1 - \theta$ is the degree of absentee land ownership. Total income for an individual in group i is then $y_i = w_i + \theta_i ADR$. We assume $w_l < w_h$ and $y_l < y_h$, i.e., group l has lower labour income than group h and in addition it may or may not have lower rental income. Individuals are assumed to be perfectly mobile. In equilibrium, therefore, an i -type individual must attain the same utility level regardless of his or her place of residence.

We model the city as closed, i.e., the utility level u_i attained by an i -type citizen in equilibrium is endogenous, whereas the number of i -type residents, n_i , is exogenous. Conversely, in an open city, u_i is exogenous while n_i is endogenous, where changes in fiscal parameters lead to migration responses of citizens from or to other cities.³ The open city model would be more appropriate if the goal of the analysis is the introduction of commuting subsidies by a single city. However, if we want to study the effect of a coordinated use of subsidies in a system of cities, the closed city model is more appropriate.

2.2 The urban equilibrium

The consumer chooses x and z to maximize utility subject to the budget constraint, $x + qz = y_i - T - (1 - \sigma)t_i r$, or using the budget constraint in the utility function:

$$\max_z u(y_i - T - (1 - \sigma)t_i r - qz, z). \quad (1)$$

³See Brueckner (1987) and Fujita (1989) for the distinction between the open and closed city models and the differing comparative statics.

The first order condition for an interior solution is:

$$-qu_x + u_z = 0, \quad (2)$$

where $u_x \equiv \partial u / \partial x$ etc. Mobility implies that in equilibrium a household with income y_i must achieve a constant utility level, u_i , regardless of his or her residence:

$$u(y_i - T - (1 - \sigma)t_i r - qz, z) = u_i. \quad (3)$$

The lot size (the ‘bid max’ lot size) which solves (2) and (3) is denoted $z_i = z(y_i - T, (1 - \sigma)t_i, r, u_i)$. Condition (3) together with the optimality condition (2) also defines an individual’s bid rent function $R(y_i - T, (1 - \sigma)t_i, r, u_i)$, i.e., the maximum rent an individual living at r would pay to achieve utility level u_i . In order to ensure that individuals attain the same equilibrium utility regardless of location, the bid rent must vary with distance to compensate for varying transport costs. Differentiating (3), using the envelope theorem, gives:

$$R_y^i = \frac{1}{z_i} > 0, R_r^i = -\frac{(1 - \sigma)t_i}{z_i} < 0, R_u^i = -\frac{1}{z_i u_x} < 0, \quad (4)$$

where $R_y^i \equiv \partial R(y_i - T, (1 - \sigma)t_i, r, u_i) / \partial y_i$ and so on.

Landlords are assumed to rent land at the agricultural land rent R_A and subsequently rent out to the highest bidder in the city. The land rent function is:

$$\Phi(r, \cdot) = \max\{R(y_l - T, (1 - \sigma)t_l, r, u_l), R(y_h - T, (1 - \sigma)t_h, r, u_h), R_A\}.$$

Based on (4), we focus on two possible location patterns:

Assumption 1 (PIC) For all r , $\frac{t_l}{z_l} > \frac{t_h}{z_h}$, where $z_i \equiv z(y_i - T, (1 - \sigma)t_i, r, u_i)$. That is, the bid rent function of the poor is steeper than that of the rich.

Assumption 2 (RIC) For all r , $\frac{t_l}{z_l} < \frac{t_h}{z_h}$. That is, the bid rent function of the poor is flatter than that of the rich.

Under Assumption 1, the bid rent function becomes flatter with rising income, since the income elasticity of housing demand is assumed to exceed the income elasticity of transport cost.⁴ This implies that the poor outbid the rich in the centre and the rich outbid the poor

⁴Since transport costs differ, the income elasticity of housing demand should be interpreted as the elasticity with respect to income net of transport cost.

in the suburbs. Hence, the mnemonic PIC (poor in city). Conversely, under Assumption 2, the rich have steeper bid rent functions than the poor; hence, in this case the rich live in the centre and the poor in the suburbs (for this case we use the mnemonic RIC, rich in city).

In the following, we use the subscripts c to denote city residents and s for suburban residents, respectively. That is, Assumption 1 implies $c = l, s = h$, and conversely, Assumption 2 implies $c = h, s = l$.

Average differential land rent is then defined as:

$$ADR = \frac{1}{n} \left(\int_0^{r_1} R(y_c - T, (1 - \sigma)t_c, r, u_c) dr + \int_{r_1}^{r_2} R(y_s - T, (1 - \sigma)t_s, r, u_s) dr - r_2 R_A \right), \quad (5)$$

where r_2 is the city border and r_1 the border between the two groups, both of which are endogenous.

The equilibrium in our model can now be completely defined by the following conditions:

$$R(y_l - T, (1 - \sigma)t_l, r_1, u_l) = R(y_h - T, (1 - \sigma)t_h, r_1, u_h) \quad (6)$$

$$R(y_s - T, (1 - \sigma)t_s, r_2, u_s) = R_A \quad (7)$$

$$\int_0^{r_1} \frac{1}{z(y_c - T, (1 - \sigma)t_c, r, u_c)} dr = n_c \quad (8)$$

$$\int_{r_1}^{r_2} \frac{1}{z(y_s - T, (1 - \sigma)t_s, r, u_s)} dr = n_s \quad (9)$$

$$T = \sigma \tilde{t}, \quad (10)$$

$$\text{where } \tilde{t} \equiv \frac{1}{n} \left[t_c \int_0^{r_1} \frac{r}{z(y_c - T, (1 - \sigma)t_c, r, u_c)} dr + t_s \int_{r_1}^{r_2} \frac{r}{z(y_s - T, (1 - \sigma)t_s, r, u_s)} dr \right]$$

is average transport costs. Equation (6) is the condition that the bid rent of the poor equals that of the rich at the boundary between the two classes, r_1 . Likewise, (7) defines the city border, where the bid rent of the suburbanians (either rich or poor) equals the agricultural land rent. Equations (8) and (9) are the market clearing conditions for the housing market, and equation (10) is the government budget constraint.

Using (7) and (4) in (8) and (9) and integrating gives:

$$\begin{aligned}(1 - \sigma)t_c n_c &= - \int_0^{r_1} R_r(y_c - T, (1 - \sigma)t_c, r, u_c) dr \\ &= R(y_c - T, (1 - \sigma)t_c, 0, u_c) - R(y_c - T, (1 - \sigma)t_c, r_1, u_c)\end{aligned}\quad (11)$$

$$\begin{aligned}(1 - \sigma)t_s n_s &= - \int_{r_1}^{r_2} R_r(y_s - T, (1 - \sigma)t_s, r, u_s) dr \\ &= R(y_s - T, (1 - \sigma)t_s, r_1, u_s) - R_A.\end{aligned}\quad (12)$$

Further, integrating (10) by parts, using (7), (6) and (4):

$$(1 - \sigma)\tilde{t} = \frac{1}{n} \left(\int_0^{r_1} R(y_c - T, (1 - \sigma)t_c, r, u_c) dr + \int_{r_1}^{r_2} R(y_s - T, (1 - \sigma)t_s, r, u_s) dr - r_2 R_A \right), \quad (13)$$

that is, in a linear city with linear transport costs, average transport cost net of subsidies equals average differential land rent (Arnott and Stiglitz, 1981). With (13) and (10), the utility function can be rewritten as

$$u(w_i + (\theta_i - (1 + \theta_i)\sigma)\tilde{t} - (1 - \sigma)t_i r - qz, z). \quad (14)$$

Differentiating (14) gives the effect of the subsidy and average transport costs on individual bid rent:

$$R_\sigma^i = \frac{t_i r - (1 + \theta_i)\tilde{t}}{z_i}, R_{\tilde{t}}^i = \frac{\theta_i - (1 + \theta_i)\sigma}{z_i}, i = l, h. \quad (15)$$

The subsidy lowers net commuting costs by $t_i r$, but also increases the lump sum tax by \tilde{t} and reduces average differential land rent by \tilde{t} . The net effect is therefore positive if $t_i r - (1 + \theta_i)\tilde{t} > 0$. For instance, if $\theta_i = 0$ and $t_l = t_h$, the subsidy has a positive income effect (and hence, increases the bid rent) for all individuals who live farther from the CBD than average. The subsidy will also affect bid rent through its effect on average transport costs \tilde{t} . If \tilde{t} increases by a unit, this increases the lump sum subsidy by σ and changes average differential land rent by $(1 - \sigma)$, which is positive as long as $0 \leq \sigma \leq 1$.

3 Voting

We now turn to the description of the voting game. Each individual votes for her preferred subsidy and lump-sum tax. Brueckner (2003) shows that an efficient allocation is

characterized by zero commuting subsidies: taking account of landowner welfare, the equilibrium without subsidies is efficient. Hence, in the case where all land is owned by city residents, the subsidy redistributes between the income classes. However, when the degree of absentee landownership is high, it is possible that both groups benefit from commuting subsidies since part of the cost may be borne by absentee landowners.

Equations (6), (7), (11), (12) and (13) implicitly define the endogenous variables $r_1, r_2, \bar{u}_l, \bar{u}_h$ and \tilde{t} as a function of the parameters, $\sigma, t_l, t_h, w_l, w_h, n_l, n_h, \theta_l, \theta_h$ and θ . We will use the notation $R^{ij} \equiv R(y_j - T, (1 - \sigma)t_j, r_i, u_j)$ and so on (where $r_0 = 0$).

The voter's problem is to choose the subsidy rate which maximises her utility subject to the government budget constraint.

Before explicitly deriving expressions for the reaction of equilibrium utility levels to the subsidy, we will try to give a preview of the pertinent effects. Consider the indirect utility function:

$$v(\Phi, M_i) \equiv v(\Phi, w_i + \theta_i ADR - (1 - \sigma)t_i r - \sigma \tilde{t}). \quad (16)$$

Using Roy's identity, we have

$$\frac{dv(\Phi, M_i)}{d\sigma} = v_M(-zd\Phi/d\sigma + t_i r - (1 + \theta_i)\tilde{t} + (\theta_i - (1 + \theta_i)\sigma)\tilde{t}_\sigma). \quad (17)$$

We can discern the following effects on utility. First, the subsidy will influence the price of housing through income effects and the relocation of residents: A resident may benefit if the subsidy causes the price of housing to fall. Second, there is an income effect which is positive if $t_i r > (1 + \theta_i)\tilde{t}$. If $\theta_i = 0$ and $t_l = t_h$, this will be the case if the individual lives farther from the CBD than average. Otherwise, this income effect is positively influenced by t_i and negatively by θ_i (for given \tilde{t}). Note the asymmetry of this income effect: Assumption 1 implies that the income effect will be positive (on average) for the rich since they have larger marginal transport costs and live farther from the CBD than the poor. Assumption 2, however, implies the poor live farther from the CBD than the rich but, since their marginal transport cost is lower, it is not clear that the income effect is positive for them. Third, income is also affected via the reaction of average distance: if average distance increases, the lump sum subsidy increases. Moreover, if the subsidy reduces average differential land rent, net income falls as long as $\theta_i > 0$ and this effect will be more severe the larger θ_i . Since $\partial(ADR)/\partial\sigma = -\tilde{t} + (1 - \sigma)\partial\tilde{t}/\partial\sigma$, we would expect average differential rent to fall if average distance increases only moderately.

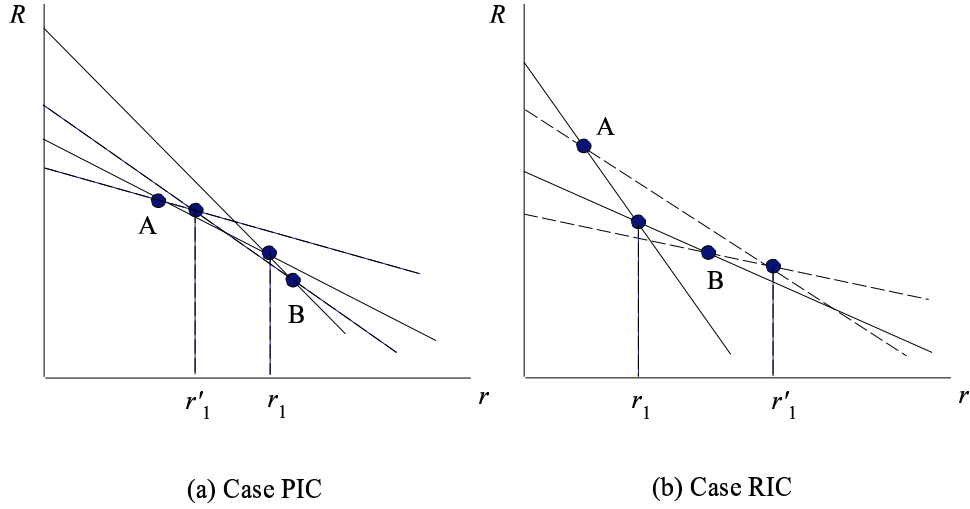


Figure 1: Effect of commuting subsidies in case PIC (a) and RIC (b).

In order to view the difference in the changes between cases PIC and RIC, consider figure 1, which depicts the ‘first round effects’ of a commuting subsidy. Panel (a) depicts case PIC and panel (b) case RIC. For the sake of argument, assume $\theta_i = 0, i = l, h$, and that r_1 equals the average distance, \tilde{r} , in both cases. Define $\hat{r}_j = \tilde{t}/t_j$ for $j = c, s$ to be the distance where transport costs for a type i resident just equal average transport costs. PIC implies $\hat{r}_s < \tilde{r} < \hat{r}_c$; conversely, RIC implies $\hat{r}_c < \tilde{r} < \hat{r}_s$. This is shown in the figures, where bid rent functions rotate around points A and B. It is also obvious that the effect of this would be to decrease r_1 in case PIC and increase r_1 in case RIC. An increase in r_1 increases utility of city residents. This discussion shows that in case PIC group l – the central city residents – is likely to oppose the subsidy while this is not necessarily true in case RIC, where the income effect for group h who lives centrally may be positive and the boundary between the two groups may shift out.

Of course, these first round effects lead to further adjustments which then determine the reaction of equilibrium utilities, along with the effect on r_1 and r_2 . Consider for instance case PIC. If r_1 were to decrease and r_2 to increase as suggested by the figure, the rich would have more space than necessary to house them.⁵ To restore equilibrium, rich utility

⁵This follows since $z_y < 0$: for given utility, increasing income leads to higher bid rent and hence to lower housing consumption. But this implies that for given \bar{u}_h population density would decrease for all

would have to increase so that the bid rent of the rich shifts down and housing consumption increases. Similar arguments apply to the poor: If r_1 were to decrease, population density would fall in the central city, and to restore equilibrium, poor utility would have to fall which would then decrease housing consumption and increase density. However, it may be that in equilibrium r_1 increases and poor utility increases too, since the poor benefit from the fact that the rich move further out. In fact, this is what we find in some of our examples below.

The model does produce some preliminary results which are of interest.

Lemma 1 *Increasing σ decreases equilibrium land rent at the CBD (0) and at the border between rich and poor, r_1 .*

Proof. Differentiating (12) shows $d\Phi(r_1)/d\sigma = -t_s n_s$. Using this in (6) and substituting in (11) gives $d\Phi(0)/d\sigma = -t_s n_s - t_c n_c$. ■

The degree of landownership is a crucial determinant of preferences for commuting subsidies in our model. We first analyse commuting subsidies when only citizens are landlords, i.e. when $\theta = 1$. We then consider the other extreme of complete absentee landownership, i.e. $\theta = 0$.

For citizen-landownership we get the following fundamental result.

Proposition 1 *If $\theta = 1$, starting from $\sigma = 0$, $\text{sign } \partial u_l / \partial \sigma = -\text{sign } \partial u_h / \partial \sigma$.*

Proof. Totally differentiating the equilibrium equation system (6), (7), (11), (12) and

 $r_1 < r < r_2$, while the rich ‘territory’ has increased).

(13), using (4) and (15), evaluating at $\sigma = 0$ and simplifying gives:

$$\begin{aligned} \frac{\partial u_c}{\partial \sigma} &= -u_x^{0c} u_x^{1c} u_x^{1s} \int_{r_1}^{r_2} R_u dr \left\{ n_s^2 \theta_c t_s (z^{1s} t_c - z^{1c} t_s) + \tilde{t} (n_l + n_h) (1 - \theta_c) t_c \right. \\ &\quad \left. - z^{0c} ((n_s + n_c (1 - 2\theta_c)) t_c (n_c t_c + n_s t_s) + \theta_c (n_c^2 t_c^2 - n_s^2 t_s^2)) \right\} / \\ &\quad \left\{ u_x^{1s} (n_l + n_h) \int_{r_1}^{r_2} R_u dr (u_x^{1c} (t_c - \theta_c (n_c t_c + n_s t_s)) + \theta_c n_s t_s u_x^{0c}) \right. \\ &\quad \left. + \theta_c n_s t_c u_x^{0c} u_x^{1c} \int_0^{r_1} R_u dr \right\} \end{aligned} \quad (18)$$

$$\frac{\partial u_s}{\partial \sigma} = -\frac{\partial u_c}{\partial \sigma} \frac{\int_0^{r_1} R_u dr}{\int_{r_1}^{r_2} R_u dr}, \quad (19)$$

where we have used (from (15) and integration by parts, using (11) and (12)) $\int_0^{r_1} R_{\tilde{t}} = n_c (\theta_c - (1 + \theta_c) \sigma)$, $\int_{r_1}^{r_2} R_{\tilde{t}} = n_s (\theta_s - (1 + \theta_s) \sigma)$, and $\int_0^{r_1} R_\sigma + \int_{r_1}^{r_2} R_\sigma = -\tilde{t} (\theta_c n_c + \theta_s n_s)$. Hence, using (4) we have $\text{sign}(\partial u_s / \partial \sigma) = -\text{sign}(\partial u_c / \partial \sigma)$. ■

If there are no absentee landlords, there is an exact distributional antagonism between rich and poor (except in the knife-edge case where both groups vote for a subsidy rate of zero). Hence, if one group loses the other one benefits from a small subsidy. This makes intuitive sense, since we know that in this case subsidies are inefficient (Fujita, 1989; Brueckner, 2003). However, we cannot say in general which group will benefit from the subsidy. To end up with less ambiguity, we consider uniform landownership in the next proposition.

Proposition 2 *If $\theta_l = \theta_h = 1$, starting from $\sigma = 0$, (i) we have $\partial u_l / \partial \sigma < 0 < \partial u_h / \partial \sigma$ in case of PIC provided that $t_h - t_l$ is not too large. (ii) In case of RIC, if $z^{0h} \geq z^{1l}$, $\partial u_h / \partial \sigma > 0 > \partial u_l / \partial \sigma$.*

Proof. Setting $\sigma = 0$ and $\theta_l = \theta_h = 1$ in (18) gives:

$$\begin{aligned} \frac{\partial u_c}{\partial \sigma} &= u_x^{0c} u_x^{1c} u_x^{1s} \int_{r_1}^{r_2} R_u dr \left\{ n_s t_s (z^{1c} t_s - z^{1s} t_c) + z^{0c} (t_c - t_s) (n_c t_c + n_s t_s) \right\} / \\ &\quad \left\{ u_x^{1s} \int_{r_1}^{r_2} R_u dr (u_x^{1c} (t_c - t_s) + t_s u_x^{0c}) + t_c u_x^{0c} u_x^{1c} \int_0^{r_1} R_u dr \right\}. \end{aligned} \quad (20)$$

Since $R_u < 0$, the denominator in (20) is negative under RIC and also under PIC provided that $t_h - t_l$ is not too large. Since $t_s / z^{1s} < t_c / z^{1c}$, the numerator is positive under PIC

since $t_s \geq t_c$ which proves (i). Under RIC, the numerator is positive if $z^{0c} \geq z^{1s}$. The result then follows directly from Proposition 1. ■

To understand the result, note from Lemma 1 that equilibrium land rent at the CBD, $\Phi(0)$, falls by $t_c n_c + t_s n_s$. This fall can be decomposed into the partial effects of σ , u_c and \tilde{t} . Since $R_\sigma^{0c} = -2\tilde{t}/z^{0c} < 0$ and $R_u < 0$, the fall in land rent must be due to an increase in central city residents' utility if $R_{\tilde{t}}^{0c} \tilde{t}_\sigma$ is larger than $2\tilde{t}/z^{0c} - (t_c n_c + t_s n_s)$. Writing out the corresponding expressions leads to (20).

Given a uniform distribution of land among rich and poor citizens, rich voters benefit from (small) commuting subsidies while poor voters oppose them in case of PIC. This holds true even if rich voters live closer to the CBD provided that the income effect on housing demand is strong. If the rich rent relatively large flats, they occupy a large area and commute long distances.

However, if the rich have larger rental income than the poor, $\theta_h > \theta_l$, the effect of the subsidy on income received from land rents acts to mitigate the preference towards commuting subsidies more for the rich class. We have no general result for this but we will illustrate the effect of differential landownership by means of an example below.

The next proposition describes the interior optimum in case of uniform land distribution and identical commuting costs.

Proposition 3 *Let $\theta_l = \theta_h = 1$ and $t_l = t_h = t$. Suppose that utility is concave in σ for both groups so there exist unique interior optimum subsidy rates, $\sigma(y_i) \in (-\infty, +\infty)$ for $i = l, h$. Then the preferred subsidy rate of high income voters is strictly higher than the preferred subsidy of low income voters.*

Proof. Totally differentiating the equilibrium equation system (6), (7), (11), (12) and (13) at $\theta_l = \theta_h = 1$ and $t_l = t_h = t$, using (4) and (15), gives:

$$\frac{\partial u_l}{\partial \sigma} = u_x^{0l} u_x^{1l} \left\{ n_h (2\sigma - 1) t u_x^{1h} (z^{1l} - z^{1h}) \int_{r_1}^{r_2} R_u dr + (n_l + n_h) \sigma (z^{0l} (n_l + n_h) t - 2\tilde{t}) \right\} / \left\{ (n_l + n_h) \sigma u_x^{1l} + (2\sigma - 1) u_x^{0l} \left(u_x^{1l} \int_0^{r_1} R_u dr + u_x^{1h} \int_{r_1}^{r_2} R_u dr \right) \right\} \quad (21)$$

$$\frac{\partial u_h}{\partial \sigma} = u_x^{1h} \left\{ u_x^{1l} n_h t (z^{1h} - z^{1l}) \left(u_x^{0l} (2\sigma - 1) \int_0^{r_1} R_u dr + (n_l + n_h) \sigma \right) + (n_l + n_h) \sigma u_x^{0l} (z^{0l} (n_l + n_h) t - 2\tilde{t}) \right\} / \left\{ (n_l + n_h) \sigma u_x^{1l} + (2\sigma - 1) u_x^{0l} \left(u_x^{1l} \int_0^{r_1} R_u dr + u_x^{1h} \int_{r_1}^{r_2} R_u dr \right) \right\} \quad (22)$$

Substituting from (21) in (22), we get

$$\frac{\partial u_h}{\partial \sigma} = \frac{u_x^{1h}}{u_x^{1l}} \left(\frac{\partial u_l}{\partial \sigma} + t u_x^{1l} n_h (z^{1h} - z^{1l}) \right). \quad (23)$$

Since z is a normal good, $z^{1h} > z^{1l}$. Therefore, since the optimum subsidy rate of the poor fulfils $\partial u_l / \partial \sigma = 0$, we have

$$\frac{\partial u_h(s(y_l, \cdot))}{\partial \sigma} > \frac{\partial u_l(s(y_l, \cdot))}{\partial \sigma} = 0 \quad (24)$$

and hence, by concavity, $s(y_h, \cdot)$ must be larger than $s(y_l, \cdot)$. \blacksquare

According to Proposition 3, concavity of utility functions in σ would imply that the rich prefer higher subsidies than the poor as long as $\theta_h = \theta_l$. With identical marginal transport costs and landownership across groups, the rich live in the suburbs and prefer higher commuting subsidies than the poor. Optimal subsidy rates may, however, be positive or negative.

Next, we analyse complete absentee land ownership, i.e. $\theta = 0$.

Proposition 4 *If $\theta = 0$, starting from $\sigma = 0$, (i) under PIC at least one group votes either for a (small) subsidy or a tax. (ii) If $ADR < z^{0c}(\Phi(0) - R_A)$, all citizens prefer a (small) subsidy under PIC.*

Proof. Totally differentiating the equilibrium equation system (6), (7), (11), (12) and

(13) at $\theta = 0$ and $\sigma = 0$, using (4) and (15), gives:

$$\frac{\partial u_c}{\partial \sigma} = u_x^{0c} (z^{0c}(n_c t_c + n_s t_s) - \tilde{t}) \quad (25)$$

$$\frac{\partial u_s}{\partial \sigma} = \frac{u_x^{1s}}{u_x^{1c} t_c} \left(t_s \frac{\partial u_c}{\partial \sigma} + u_x^{1c} (\tilde{t}(t_s - t_c) + n_s t_s (z^{1s} t_c - z^{1c} t_s)) \right). \quad (26)$$

(i) Under PIC, since $t_c \leq t_s$ and $t_c/z^{1c} > t_s/z^{1s}$, (26) is strictly positive if (25) is zero (and (25) is strictly negative if (26) is zero). (ii) Using (11) and (12), (25) is positive if and only if $ADR < z^{0c}(\Phi(0) - R_A)$, in which case (26) is also positive under PIC. ■

With absentee land ownership, the efficient equilibrium (with $\sigma = 0$) is certainly not supported by all citizens under PIC. Proposition 4 shows the ambiguous effect of commuting subsidies. From Lemma 1, equilibrium land rent at the CBD must fall by $t_c n_c + t_s n_s = \Phi(0) - R_A$. However, we know from (15) that the partial effect of the subsidy is to decrease the bid rent of the resident who resides at the CBD by \tilde{t}/z^{0c} . Since $R_u < 0$, the utility of inner city residents increases if and only if $z^{0c}(\Phi(0) - R_A) > \tilde{t} = ADR$ (at $\sigma = 0$). The Proposition also shows that there may be cases where both groups benefit from a subsidy. The intuition for this is that part of the costs of the subsidy is borne by absentee landlords in the form of lower land rents.

Example. In order to illustrate our results and provide further insight, we now present a numerical example. Suppose utility is of the Cobb-Douglas form

$$u(x, z) = x^{1-\alpha} z^\alpha.$$

Solving for the Marshallian demand for z gives

$$Z(\cdot) = \frac{\alpha M}{q}, \text{ where } M \equiv w + (\theta - (1 + \theta)s)\tilde{t} - (1 - \sigma)tr. \quad (27)$$

We also find the bid rent function and ‘bid max lot size’ (Fujita, 1989):

$$R(\cdot) = \alpha(1 - \alpha) \frac{1-\alpha}{\alpha} \bar{u}^{-\frac{1}{\alpha}} M^{\frac{1}{\alpha}}, \quad z(\cdot) = (1 - \alpha) \frac{\alpha-1}{\alpha} \bar{u}^{\frac{1}{\alpha}} M^{\frac{\alpha-1}{\alpha}}. \quad (28)$$

Since Cobb Douglas utility implies an income elasticity of housing demand of 1, PIC (RIC) will apply if the income elasticity of commuting costs is smaller (greater) than one.

We then solve for the endogenous variables $\bar{u}_l, \bar{u}_h, r_1, r_2$, and \tilde{t} as functions of the exogenous parameters $n_l, n_h, w_l, w_h, t_l, t_h, R_A$, and $\theta, \theta_l, \theta_h$.

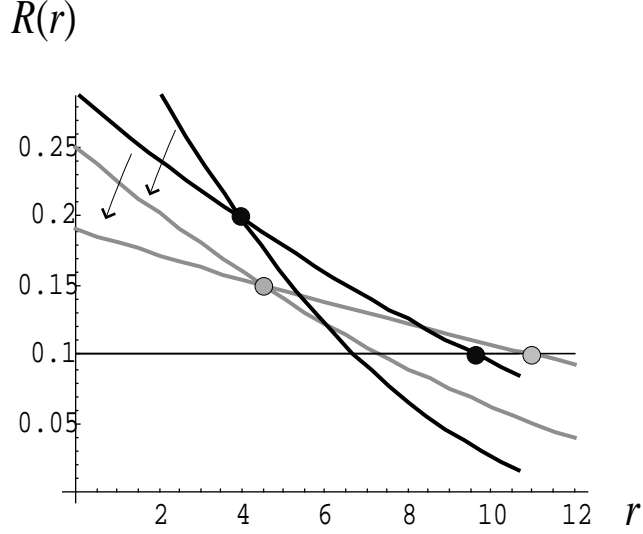


Figure 2: Effect of commuting subsidies ($\theta_l = \theta_h = \theta = 1$).

Our benchmark parameters are $\alpha = 0.25$, $R_A = 0.1$, $n_h = 2$, $n_l = 2.5$, $w_h = 2$, $w_l = 1.4$, and $t_l = 0.1$.

First, let $t_h = 0.12$ (which implies PIC). Then, as we already know, for $\theta_l = \theta_h = 1$, the rich benefit from subsidies while the poor lose. This case is depicted in Figure 2, where the dark curves show the case without subsidy and the grey curves show the case $\sigma = 0.3$. The figure shows that r_1 and r_2 increase while average differential rent falls. This is, in fact, true for all the examples presented in this paper.

We then vary θ and θ_l (θ_h is then given by $\max\{0, \frac{n_h+n_l}{n_h}\theta - \frac{n_l}{n_h}\theta_l\}$). At $\theta = \theta_l = \theta_h = 0$, both groups benefit from subsidies. For $\theta_l = \theta_h = \theta$, the rich always prefer higher subsidies than the poor, and further, the poor oppose commuting subsidies for $\theta > 0.67$.

In general this is the picture we get: for each θ , the lower θ_l , the less the rich benefit from commuting subsidies and the more the poor benefit because part of the cost is borne by the rich in the form of lower differential land rent. Clearly, this effect becomes stronger the larger θ , i.e. the lower the percentage of land in absentee ownership.

Figure 3 shows how support for commuting subsidies depends on θ and θ_l . In region R in the figure, there is no majority for subsidies (or alternatively, the majority votes for commuting taxes) since in this region the poor oppose subsidies. In the region marked PR,

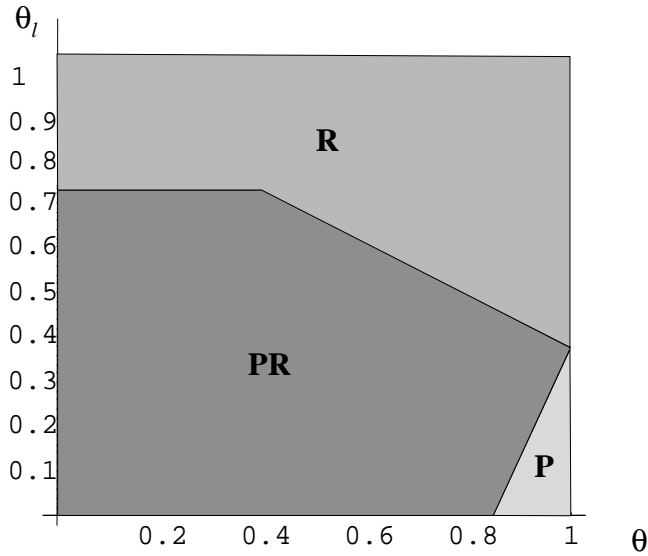


Figure 3: Support for commuting subsidies in case PIC.

there is unanimous support for subsidies by the rich and poor. This occurs for low θ and θ_l below a certain threshold which is a function of θ . In region P, the majority consisting of the poor support subsidies which are opposed by the rich who in the region of high θ and low θ_l oppose subsidies. The figure nicely illustrates Proposition 1: At $\theta = 1$ there is never unanimous support for positive subsidies.

Consider now the case where commuting costs differ such that we obtain case RIC. In particular, we assume $t_h = 0.15$. Figure 4 shows the support for commuting subsidies in this case. Interestingly enough, the region where there is a majority which supports positive commuting subsidies is smaller than in the PIC case. Intuitively, one might have thought that in case RIC, majority support for commuting subsidies is higher than in case PIC because the majority lives far from the CBD. As the example shows, this is not necessarily the case.

4 Circular city

As is well known, the effects of income redistribution in a monocentric city hinge critically on the assumed shape of the city (see Fujita, 1989). Hence, the assumption of a linear city

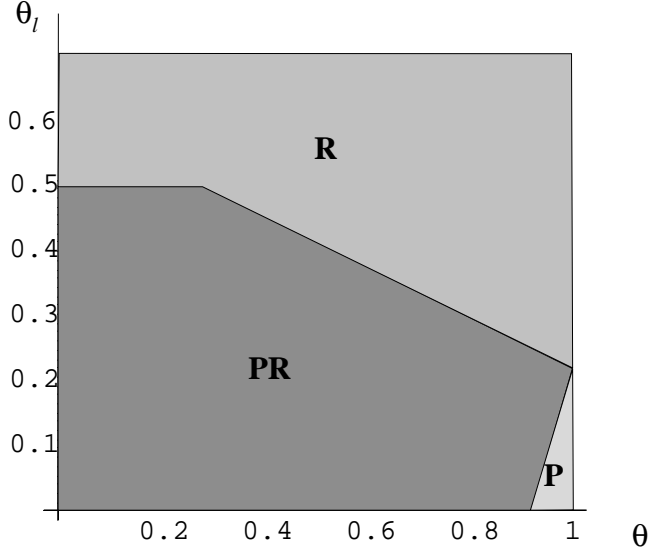


Figure 4: Support for commuting subsidies in case RIC.

is not innocuous.

Suppose instead the city is circular with the amount of land available for residential use at distance r from the CBD given by γr , where $\gamma \leq 2\pi$. To simplify, we assume $t_l = t_h = t$ which implies PIC.

While the equilibrium conditions (6) and (7) are analogous here, (8) and (9) are now replaced by

$$n_l = \int_0^{r_1} \frac{1}{z(y_l - T, (1 - \sigma)t, r, u_l)} \gamma r dr \quad (29)$$

$$= \frac{\gamma}{(1 - \sigma)t} \left(\int_0^{r_1} R(y_l - T, (1 - \sigma)t, r, u_l) dr - r_1 \Phi(r_1) \right) \quad (30)$$

and

$$n_h = \int_{r_1}^{r_2} \frac{1}{z(y_h - T, (1 - \sigma)t, r, u_h)} \gamma r dr \quad (31)$$

$$= \frac{\gamma}{(1 - \sigma)t} \left(\int_{r_1}^{r_2} R(y_h - T, (1 - \sigma)t, r, u_h) dr + r_1 \Phi(r_1) - r_2 R_A \right), \quad (32)$$

where again (30) and (32) follow from (29) and (31) on integrating by parts.

Further, in a circular city with linear transport costs, average differential land rent is half of average transport costs (Arnott and Stiglitz, 1981):

$$(1 - \sigma)\tilde{t} = 2ADR, \quad (33)$$

where

$$\begin{aligned} ADR = & \frac{1}{n} \left(\int_0^{r_1} R(y_c - T, (1 - \sigma)t_c, r, u_c) \gamma r dr \right. \\ & \left. + \int_{r_1}^{r_2} R(y_s - T, (1 - \sigma)t_s, r, u_s) \gamma r dr - \frac{\gamma r_2 R_A}{2} \right). \end{aligned} \quad (34)$$

For citizen landownership, we can show the following result.

Proposition 5 *Let $\theta = 1$. Then, in a circular city, starting from $\sigma = 0$, $\text{sign } \partial u_l / \partial \sigma = -\text{sign } \partial u_h / \partial \sigma$. Further, if $\theta_l = \theta_h = 1$, increasing σ benefits the rich and hurts the poor if and only if*

$$\frac{n_l}{n_h} < \frac{\Phi(0) - \Phi(r_1)}{\Phi(r_1) - R_A}. \quad (35)$$

Proof. Differentiating (6), (7), (30), (32), and (33) and simplifying at $\theta = 1$ and $\sigma = 0$ gives:

$$\frac{\partial u_s}{\partial \sigma} = - \frac{\partial u_c \int_0^{r_1} R_u \gamma r dr}{\partial \sigma \int_{r_1}^{r_2} R_u \gamma r dr}. \quad (36)$$

If $\theta_l = \theta_h = 1$, the poor live closer to the CBD and $\partial u_l / \partial \sigma$ can be written as

$$\begin{aligned} \frac{\partial u_l}{\partial \sigma} = & \left\{ 2(z^{1h} - z^{1l}) \int_{r_1}^{r_2} R_u \gamma r dr (n_l(\Phi(r_1) - R_A) - n_h(R(0) - \Phi(r_1))) t u_x^{1l} u_x^{1h} \right\} / \\ & \left\{ \gamma r_1 (\Phi(0) - R_A) \left(u_x^{1l} \int_0^{r_1} R_u \gamma r dr + u_x^{1h} \int_{r_1}^{r_2} R_u \gamma r dr \right) \right. \\ & + u_x^{1l} u_x^{1h} (z^{1l} - z^{1h}) \left((\Phi(0) - \Phi(r_1)) \int_0^{r_1} R_u \gamma r dr \int_{r_1}^{r_2} R_u \gamma r dr \right. \\ & \left. \left. + (\Phi(r_1) - R_A) \int_{r_1}^{r_2} R_u \gamma r dr \int_0^{r_1} R_u \gamma r dr \right) \right\}. \end{aligned} \quad (37)$$

Since $R_u < 0$, $\Phi(0) > \Phi(r_1) > R_A$ and $z^{1h} > z^{1l}$, the numerator is negative. The sign of the numerator in (37) is therefore the same as the sign of $n_l(\Phi(r_1) - R_A) - n_h(R(0) - \Phi(r_1))$.

■

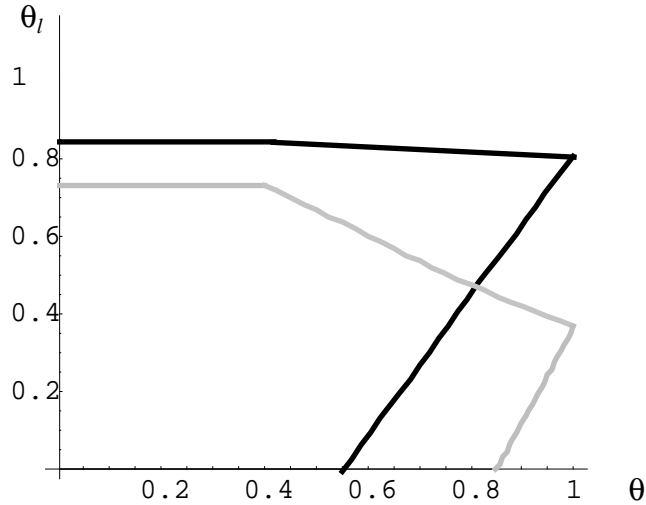


Figure 5: Support for commuting subsidies in linear vs. circular city.

Example. We proceed with the same example as in the previous section. In addition, we assume that all land is available for residential use, $\gamma = 2\pi$. Figure 5 shows the support for commuting subsidies in the linear city (grey lines) and circular city (black lines) with otherwise identical parameters. Transport costs are assumed identical for both groups, $t_h = t_l = 0.1$.

Note that the threshold value above which the poor oppose subsidies is higher in the circular city than in the linear city. This illustrates the property of monocentric models that the poor city residents may benefit from redistribution to the rich suburbanians if rich move further out to the periphery and land there is relatively abundant.⁶ On the other hand, the region where the rich oppose commuting subsidies is larger in the circular city case.

5 Financing by income tax

In this section, we look at how the method of financing the subsidy changes the distributional effect of commuting subsidies. Suppose that commuting subsidies are financed by income taxes instead of head taxes. Assume further that only wage income is taxed

⁶Fujita (1989) shows this property in the case of absentee landownership.

proportionally at rate τ . Then a consumer's net wage income is $(1 - \tau)w$. Government budget balance requires

$$\tau\bar{w} = \sigma\tilde{t}, \quad (38)$$

where $\bar{w} = (n_l w_l + n_h w_h)/(n_l + n_h)$ is the average wage. Note that voting now effectively occurs over two variables, τ and σ , but through (38) the choice of σ determines the income tax rate.

Using (38), utility can now be written

$$u(w_i(1 - \sigma\tilde{t}/\bar{w}) - (1 - \sigma)tr + \theta_i(1 - \sigma)\tilde{t} - qz, z), \quad (39)$$

and we have

$$R_\sigma^i = \frac{rt - (w_i/\bar{w} + \theta_i)\tilde{t}}{z_i}, R_{\tilde{t}}^i = \frac{\theta_i - \sigma(w_i/\bar{w} + \theta_i)}{z_i}. \quad (40)$$

Suppose that $\theta_i = 0$. Then, (40) shows that the effect of the subsidy on the individual bid rent is positive if and only if $r/\tilde{r} > w_i/\bar{w}$, where \tilde{r} is average distance: A voter's net income rises with the subsidy to the extent that his wage income is smaller than average or the distance of his residence from the CBD is larger than average. The following result shows the effect of commuting subsidies for citizen landownership.

Proposition 6 *Assume a linear city with income tax financing. Then, (i) if $\theta = 1$, starting from $\sigma = 0$, $\text{sign } \frac{\partial u_l}{\partial \sigma} = -\text{sign } \frac{\partial u_h}{\partial \sigma}$. (ii) Further, if $\theta_l = \theta_h = 1$, increasing σ benefits the rich and hurts the poor if and only if*

$$\frac{n_l + n_h}{n_h} < \frac{(z^{1h} - z^{1l})(n_l w_l + n_h w_h)}{(w_h - w_l)\tilde{t}}. \quad (41)$$

Proof. Totally differentiating the equilibrium equation system (6), (7), (11), (12) and (13) at $\theta = 1$ and $\sigma = 0$, using (40), gives:

$$\frac{\partial u_c}{\partial \sigma} = - \left\{ \int_{r_1}^{r_2} R_u t u_x^{0l} u_x^{1l} u_x^{2l} ((n_l + n_h)^2 \tilde{t} w_l - (1 - \theta_l)(n_l + n_h)^2 z^{1l} (n_l w_l + n_h w_h) - \theta_l (n_h^2 (z^{1l} - z^{1h}) + (n_l w_l + n_h w_h) \tilde{t})) \right\} / \left\{ \left(\theta_l \int_0^{r_1} R_u n_h u_x^{0l} u_x^{1l} + \int_{r_1}^{r_2} R_u (\theta_l n_h u_x^{0l} + (1 - \theta_l)(n_l + n_h) u_x^{1l}) u_x^{1h} \right) (n_l w_l + n_h w_h) \right\}, \quad (42)$$

$$\frac{\partial u_s}{\partial \sigma} = - \frac{\partial u_c}{\partial \sigma} \frac{\int_0^{r_1} R_u dr}{\int_{r_1}^{r_2} R_u dr}, \quad (43)$$

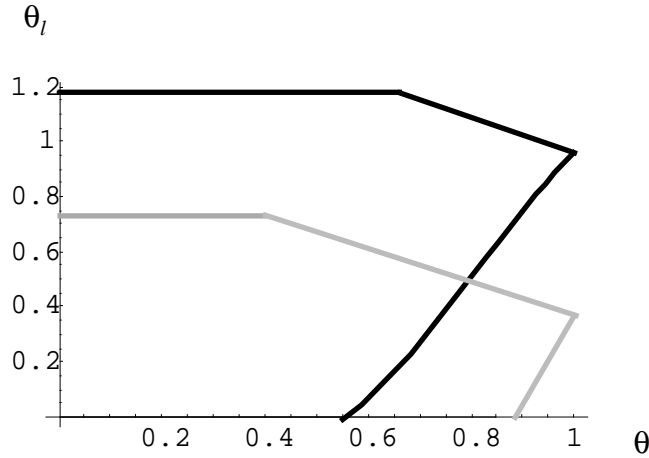


Figure 6: Support for commuting subsidies with income tax vs. lump sum tax.

which implies (i). Setting $\theta_l = \theta_h = 1$ in (42) implies (ii) since $R_u < 0$. ■

Example. We continue with our previous example (with identical commuting costs of 0.1) and introduce income taxes. The support for commuting subsidies is shown in figure 6, where the dark lines show the case of income taxes and the light lines the case of lump sum taxation. The figure shows that the region of majority support for commuting subsidies expands, whereas the region of opposition by the rich is also larger under income taxation than under lump sum taxation.

Tax on land rent income. How do the results change when land rent is included in the taxable income base? At first sight, one might think that this would increase the progressivity of income tax financed commuting subsidies if the rich earn more land rent income than the poor. However, this is not true. In fact, while increasing σ now raises the tax rate necessary to finance the subsidy by reducing aggregate land rent, it also reduces the taxable income of each individual taxpayer (if average land rent falls with the subsidy). For our example, it turns out that the support for or against commuting subsidies remains unchanged.

Tax deductibility of commuting expenses. One method of income tax financing is to deduct commuting expenses from the income tax base. This is the method chosen in several European countries. What would be the effect of this method in our model? Intuitively, with linear income taxes, this would not change very much: the subsidy is the same for all individuals with the same transport costs and is linear in transport costs, whereas the tax burden rises linearly with income. If, however, the income tax is progressive, then richer individuals pay more to finance government subsidies, but also receive higher subsidies from deducting commuting expenses, for two reasons: first, because of higher transport costs, and second because of their higher marginal tax rate. The problem in this instance becomes more complex, since not only the rate of deductibility but also the total progressive tax schedule must be chosen.

6 Conclusion

In this paper, we have analysed the political economy of commuting subsidies in a monocentric city with two income classes. The model has the feature that there is no efficiency reason for commuting subsidies: if one takes the welfare of city residents and absentee landlords into account, commuting subsidies are Pareto inefficient (Fujita, 1989; Brueckner, 2003). Hence, the existence of commuting subsidies can be explained by the redistribution between groups with different political clout.

Some interesting conclusions emerge from our model. If land is owned by absentee landlords, all city residents may benefit from commuting subsidies if these reduce aggregate land rents. Hence, commuting subsidies may, at one extreme, be supported by all city residents. In the case of citizen landownership, commuting subsidies create a distributional antagonism between city residents and suburbanians. In case PIC, this implies the intuitively sensible result that the rich suburbanians benefit from commuting subsidies at the expense of poor city residents. The converse case, however, is not as simple: if the poor live in the suburbs, it is not immediate that they benefit at the expense of the rich since the latter have higher marginal transport costs. Therefore the income effect of commuting subsidies may, on average be positive for the rich even though they have short commutes. As a result, the rich may benefit from commuting subsidies even if they live in the central city.

Some possible extensions to the model suggest themselves. First, one might think of

extending the model to more than two income groups. One could then study whether the median group benefits from commuting subsidies. This, however, would not change the basic message. However, one might also look at models where there is no perfect segregation of income classes across space. This could be due to heterogeneous preferences within income classes (for instance, families versus singles) or difference in public goods supply (de Bartolome and Ross, 2003). Finally, an interesting and relevant extension would be a model with different transport modes with differing subsidy rates. For instance, some countries allow commuters to deduct only the costs of public transport from their income tax. Since the rich choose faster and more expensive transport modes (Brueckner, 2003), this might offset possibly regressive effects of commuting subsidies.

References

- Arnott, R. (1998). Congestion tolling and urban spatial structure. *Journal of Regional Science* **38**(3), 495–504.
- Arnott, R. J. and J. E. Stiglitz (1981). Aggregate land rents and aggregate transport costs. *Economic Journal* **91**, 331–347.
- Bach, S. (2003). Entfernungspauschale: Kürzung gerechtfertigt. *DIW Wochenbericht* **70**(40), 602–608.
- Brueckner, J. K. (1987). The structure of urban equilibria: An integrated treatment of the Muth-Mills model. In E. S. Mills (Ed.), *Handbook of Regional and Urban Economics Vol. II*, Chapter 20, pp. 821–845. Amsterdam: Elsevier.
- Brueckner, J. K. (2003). Transport subsidies, system choice, and urban sprawl. CESifo working paper 1090.
- de Bartolome, C. A. M. and S. L. Ross (2003). Equilibria with local governments and commuting: income sorting vs income mixing. *Journal of Urban Economics* **54**, 1–20.
- Fujita, M. (1989). *Urban Economic Theory*. Cambridge: Cambridge University Press.
- Gomez-Ibañez, J.A. (1997). Estimating whether transport users pay their way: The state of the art. In D.L. Greene, D.W. Jones and M.A. Delucchi (Eds.), *The Full Costs*

- and Benefits of Transportation. Contributions to Theory, Method and Measurement*, pp. 149-172. Berlin, Heidelberg, New York: Springer.
- Hartwick, J., U. Schweizer, and P. Varaiya (1976). Comparative statics of a residential economy with several classes. *Journal of Economic Theory* **13**, 396–413.
- Kloas, J. and H. Kuhfeld (2003). Entfernungspauschale: Bezieher hoher Einkommen begünstigt. *DIW Wochenbericht* **70**, 623–629.
- Pines, D. and E. Sadka (1986). Comparative statics of a fully closed city. *Journal of Urban Economics* **20**, 1–20.
- Richter, W. F. (2004). Efficient, inefficient and neutral tax deductions for work related expenditures. Mimeo.
- Wheaton, W. C. (1976). On the optimal distribution of income among cities. *Journal of Urban Economics* **3**, 31–44.
- Wrede, M. (2000). Tax deductibility of commuting expenses and leisure: On the tax treatment of time-saving expenditure. *FinanzArchiv* **57**, 216–224.
- Wrede, M. (2001). Should commuting expenses be tax deductible? A welfare analysis. *Journal of Urban Economics* **49**, 80–99.
- Wrede, M. (2003). Tax deductibility of commuting expenses and residential land use with more than one center. CESifo working paper no. 972.
- Zenou, Y. (2000). Urban unemployment, agglomeration and transportation policies. *Journal of Public Economics* **77**, 97–133.

CESifo Working Paper Series

(for full list see www.cesifo.de)

- 1277 John Burbidge, Katherine Cuff and John Leach, Capital Tax Competition with Heterogeneous Firms and Agglomeration Effects, September 2004
- 1278 Joern-Steffen Pischke, Labor Market Institutions, Wages and Investment, September 2004
- 1279 Josef Falkinger and Volker Grossmann, Institutions and Development: The Interaction between Trade Regime and Political System, September 2004
- 1280 Paolo Surico, Inflation Targeting and Nonlinear Policy Rules: The Case of Asymmetric Preferences, September 2004
- 1281 Ayal Kimhi, Growth, Inequality and Labor Markets in LDCs: A Survey, September 2004
- 1282 Robert Dur and Amihai Glazer, Optimal Incentive Contracts for a Worker who Envis his Boss, September 2004
- 1283 Klaus Abberger, Nonparametric Regression and the Detection of Turning Points in the Ifo Business Climate, September 2004
- 1284 Werner Güth and Rupert Sausgruber, Tax Morale and Optimal Taxation, September 2004
- 1285 Luis H. R. Alvarez and Erkki Koskela, Does Risk Aversion Accelerate Optimal Forest Rotation under Uncertainty?, September 2004
- 1286 Giorgio Brunello and Maria De Paola, Market Failures and the Under-Provision of Training, September 2004
- 1287 Sanjeev Goyal, Marco van der Leij and José Luis Moraga-González, Economics: An Emerging Small World?, September 2004
- 1288 Sandro Maffei, Nikolai Raabe and Heinrich W. Ursprung, Political Repression and Child Labor: Theory and Empirical Evidence, September 2004
- 1289 Georg Götz and Klaus Gugler, Market Concentration and Product Variety under Spatial Competition: Evidence from Retail Gasoline, September 2004
- 1290 Jonathan Temple and Ludger Wößmann, Dualism and Cross-Country Growth Regressions, September 2004
- 1291 Ravi Kanbur, Jukka Pirttilä and Matti Tuomala, Non-Welfarist Optimal Taxation and Behavioral Public Economics, October 2004

- 1292 Maarten C. W. Janssen, José Luis Moraga-González and Matthijs R. Wildenbeest, Consumer Search and Oligopolistic Pricing: An Empirical Investigation, October 2004
- 1293 Kira Börner and Christa Hainz, The Political Economy of Corruption and the Role of Financial Institutions, October 2004
- 1294 Christoph A. Schaltegger and Lars P. Feld, Do Large Cabinets Favor Large Governments? Evidence from Swiss Sub-Federal Jurisdictions, October 2004
- 1295 Marc-Andreas Mündler, The Existence of Informationally Efficient Markets When Individuals Are Rational, October 2004
- 1296 Hendrik Jürges, Wolfram F. Richter and Kerstin Schneider, Teacher Quality and Incentives: Theoretical and Empirical Effects of Standards on Teacher Quality, October 2004
- 1297 David S. Evans and Michael Salinger, An Empirical Analysis of Bundling and Tying: Over-the-Counter Pain Relief and Cold Medicines, October 2004
- 1298 Gershon Ben-Shakhar, Gary Bornstein, Astrid Hopfensitz and Frans van Winden, Reciprocity and Emotions: Arousal, Self-Reports, and Expectations, October 2004
- 1299 B. Zorina Khan and Kenneth L. Sokoloff, Institutions and Technological Innovation During Early Economic Growth: Evidence from the Great Inventors of the United States, 1790 – 1930, October 2004
- 1300 Piero Gottardi and Roberto Serrano, Market Power and Information Revelation in Dynamic Trading, October 2004
- 1301 Alan V. Deardorff, Who Makes the Rules of Globalization?, October 2004
- 1302 Sheilagh Ogilvie, The Use and Abuse of Trust: Social Capital and its Deployment by Early Modern Guilds, October 2004
- 1303 Mario Jametti and Thomas von Ungern-Sternberg, Disaster Insurance or a Disastrous Insurance – Natural Disaster Insurance in France, October 2004
- 1304 Pieter A. Gautier and José Luis Moraga-González, Strategic Wage Setting and Coordination Frictions with Multiple Applications, October 2004
- 1305 Julia Darby, Anton Muscatelli and Graeme Roy, Fiscal Federalism, Fiscal Consolidations and Cuts in Central Government Grants: Evidence from an Event Study, October 2004
- 1306 Michael Waldman, Antitrust Perspectives for Durable-Goods Markets, October 2004
- 1307 Josef Honerkamp, Stefan Moog and Bernd Raffelhüschen, Earlier or Later: A General Equilibrium Analysis of Bringing Forward an Already Announced Tax Reform, October 2004

- 1308 M. Hashem Pesaran, A Pair-Wise Approach to Testing for Output and Growth Convergence, October 2004
- 1309 John Bishop and Ferran Mane, Educational Reform and Disadvantaged Students: Are They Better Off or Worse Off?, October 2004
- 1310 Alfredo Schclarek, Consumption and Keynesian Fiscal Policy, October 2004
- 1311 Wolfram F. Richter, Efficiency Effects of Tax Deductions for Work-Related Expenses, October 2004
- 1312 Franco Mariuzzo, Patrick Paul Walsh and Ciara Whelan, EU Merger Control in Differentiated Product Industries, October 2004
- 1313 Kurt Schmidheiny, Income Segregation and Local Progressive Taxation: Empirical Evidence from Switzerland, October 2004
- 1314 David S. Evans, Andrei Hagiu and Richard Schmalensee, A Survey of the Economic Role of Software Platforms in Computer-Based Industries, October 2004
- 1315 Frank Riedel and Elmar Wolfstetter, Immediate Demand Reduction in Simultaneous Ascending Bid Auctions, October 2004
- 1316 Patricia Crifo and Jean-Louis Rullière, Incentives and Anonymity Principle: Crowding Out Toward Users, October 2004
- 1317 Attila Ambrus and Rossella Argenziano, Network Markets and Consumers Coordination, October 2004
- 1318 Margarita Katsimi and Thomas Moutos, Monopoly, Inequality and Redistribution Via the Public Provision of Private Goods, October 2004
- 1319 Jens Josephson and Karl Wärneryd, Long-Run Selection and the Work Ethic, October 2004
- 1320 Jan K. Brueckner and Oleg Smirnov, Workings of the Melting Pot: Social Networks and the Evolution of Population Attributes, October 2004
- 1321 Thomas Fuchs and Ludger Wößmann, Computers and Student Learning: Bivariate and Multivariate Evidence on the Availability and Use of Computers at Home and at School, November 2004
- 1322 Alberto Bisin, Piero Gottardi and Adriano A. Rampini, Managerial Hedging and Portfolio Monitoring, November 2004
- 1323 Cecilia García-Peñalosa and Jean-François Wen, Redistribution and Occupational Choice in a Schumpeterian Growth Model, November 2004
- 1324 William Martin and Robert Rowthorn, Will Stability Last?, November 2004

- 1325 Jianpei Li and Elmar Wolfstetter, Partnership Dissolution, Complementarity, and Investment Incentives, November 2004
- 1326 Hans Fehr, Sabine Jokisch and Laurence J. Kotlikoff, Fertility, Mortality, and the Developed World's Demographic Transition, November 2004
- 1327 Adam Elbourne and Jakob de Haan, Asymmetric Monetary Transmission in EMU: The Robustness of VAR Conclusions and Cecchetti's Legal Family Theory, November 2004
- 1328 Karel-Jan Alsem, Steven Brakman, Lex Hoogduin and Gerard Kuper, The Impact of Newspapers on Consumer Confidence: Does Spin Bias Exist?, November 2004
- 1329 Chiona Balfoussia and Mike Wickens, Macroeconomic Sources of Risk in the Term Structure, November 2004
- 1330 Ludger Wößmann, The Effect Heterogeneity of Central Exams: Evidence from TIMSS, TIMSS-Repeat and PISA, November 2004
- 1331 M. Hashem Pesaran, Estimation and Inference in Large Heterogeneous Panels with a Multifactor Error Structure, November 2004
- 1332 Maarten C. W. Janssen, José Luis Moraga-González and Matthijs R. Wildenbeest, A Note on Costly Sequential Search and Oligopoly Pricing, November 2004
- 1333 Martin Peitz and Patrick Waelbroeck, An Economist's Guide to Digital Music, November 2004
- 1334 Biswa N. Bhattacharyay and Prabir De, Promotion of Trade, Investment and Infrastructure Development between China and India: The Case of Southwest China and East and Northeast India, November 2004
- 1335 Lutz Hendricks, Why Does Educational Attainment Differ Across U.S. States?, November 2004
- 1336 Jay Pil Choi, Antitrust Analysis of Tying Arrangements, November 2004
- 1337 Rafael Lalive, Jan C. van Ours and Josef Zweimueller, How Changes in Financial Incentives Affect the Duration of Unemployment, November 2004
- 1338 Robert Woods, Fiscal Stabilisation and EMU, November 2004
- 1339 Rainald Borck and Matthias Wrede, Political Economy of Commuting Subsidies, November 2004