



Working Papers

www.cesifo.org/wp

Economic Freedom and Religion: An Empirical Investigation

Arye L. Hillman
Niklas Potrafke

CESIFO WORKING PAPER NO. 6017
CATEGORY 2: PUBLIC CHOICE
JULY 2016

An electronic version of the paper may be downloaded

- *from the SSRN website:* www.SSRN.com
- *from the RePEc website:* www.RePEc.org
- *from the CESifo website:* www.CESifo-group.org/wp

ISSN 2364-1428

Economic Freedom and Religion: An Empirical Investigation

Abstract

There has been much study of the consequences of economic freedom but, outside of the role of political institutions, there has been little study of the determinants of economic freedom. We investigate whether religion affects economic freedom. Our cross-sectional dataset includes 137 countries averaged over the period 2001-2010. Simple correlations show that Protestantism is associated with economic freedom, Islam is not, with Catholicism in between. The Protestant ethic requires economic freedom. Our empirical estimates, which include religiosity, political institutions, and other explanatory variables, confirm that Protestantism is most conducive to economic freedom.

JEL-Codes: D630, I390, J160, O110, Z120.

Keywords: economic freedom, protestant ethic, religion, religiosity, Catholicism, Islam, democracy, autocracy.

Arye L. Hillman
Department of Economics
Bar-Ilan University
Israel – Ramat Gan 5290002
Hillman@mail.biu.ac.il

*Niklas Potrafke**
Ifo Institute – Leibniz Institute for
Economic Research
at the University of Munich
Poschingerstrasse 5
Germany – 81679 Munich
potrafke@ifo.de

*corresponding author

This version 07/07/2016

This paper has been accepted for publication in the Public Finance Review.

1. Introduction

The benefits of economic freedom have been widely documented.¹ If economic freedom is beneficial, what determines the economic freedom that a population has? We expect economic freedom to be associated with democracy or political freedom.² In low-income countries, authoritarian rulers and supportive elites have reason to deny economic freedom, to preempt emergence of a middle class that would threaten regime security by seeking accountability from government and democracy. The concern of the authoritarian ruler and supportive elites may also be that personal wealth made possible by economic freedom will be used to contest the privileges and rents available through control of authoritarian government.³

We investigate whether economic freedom can be explained by religion, independently of political institutions. We consider three religions – Protestantism, Catholicism, and Islam – with origins in Judaism. The principles of Jewish law emphasize ethical behavior, in market transactions and also particularly with regard to charity (Tamari 1993, 1996). Wealth in biblical times was viewed as due to good fortune, through birth and because of uncertainties in agricultural societies involving the weather and transporting goods and animals. The obligation under Jewish law to act with charity towards those to whom fate has been unkind was included in the doctrines of the Christian Church and Islam.⁴ Protestantism has, however, taken a contrary position in emphasizing productiveness through personal effort rather than charity. Judaism also has a concept of ‘correcting the world’ through personal endeavor. Luther viewed Protestantism as close enough to Judaism to invite the Jews to join him in his reformed religion (the Jews declined).

Protestantism initiated by Luther rejected the claim that souls of the deceased could be trapped in Purgatory between Heaven and Hell and would go to Hell if not released to Heaven for an appropriate payment to the Catholic Church. Such payment was regarded as akin to

extortion from living relatives. The basis for extortion was ended through the doctrine of predetermination. If a person's fate in the afterlife was predetermined at birth, salvation could not be influenced by payments to the Church or by any other means. An essential conservatism associated with Lutheran doctrine maintained that people were to be content with their station in life and should not attempt to progress or consume beyond their place in society. Predetermination had unfortunate psychological consequences. People were subject to anxiety because of the uncertainty about whether they were predestined for Heaven or Hell. The psychological re-start offered by the Catholic Church through confession to a priest was not available. Protestantism perceived of no need for another man to be an intermediary between a person and God. The solution to the anxiety about whether a person was predestined for Heaven or Hell was given by Zwingli and Calvin and other Protestant reformers, who proposed that believers were obliged to believe that they were among the chosen who would to be saved. Work was pleasing to God and tamed worldly desires. The people who believed themselves to be chosen should therefore devote themselves to productive work, even if they were already rich. Max Weber (1904[1958]) formulated the concept of the Protestant Ethic against the background of certainty in salvation being revealed by being the instrument of God in being productive and creating profits and wealth.

Success in revealing salvation according to the principles of the Protestant Ethic requires economic freedom to satisfy a deep emotional need.⁵ People who need to substantiate their belief that they are chosen for salvation will not wish their government to deny them the economic freedom that they require for the productive work that reveals their salvation. Catholicism does not have the same emotional need for economic freedom: salvation comes through belief and the slate of sins can always be wiped clean through confession and repentance. The prediction is therefore that Protestantism is more conducive to economic

freedom than Catholicism, because of the emotional need under Protestantism for economic freedom to verify being amongst the chosen for salvation.

There are, however, qualifications. With work in itself the key to self-substantiation of having been chosen for salvation, people will work independently of personal reward. Protestantism is therefore consistent with a welfare state that offers little monetary incentive for personal effort based on personal reward but regards as damned someone who does not work and relies on the welfare state to survive. The question is therefore open as to whether a Protestant population is necessarily associated with greater economic freedom. Different answers are suggested depending on the influence of the doctrine of Luther or other forms of Protestantism that have origins in Zwingli and Calvin.

Timur Kuran (1997, 2004, 2010) has described the impediments to economic freedom under Islam. Rule under Islam has been authoritarian with usually an emphasis on the wealth of the ruler and his tribe rather than the welfare of the general population. Protection of private property rights has been limited, leading to a phenomenon of people hiding their wealth and also men hiding their women.⁶ The institution of a waqf or trust with a designated religious objective has been a traditional means of protecting wealth from appropriation under Islam, but reallocation of resources has been constrained by the complexity of redefining the objectives permissible to the waqf when needs and opportunities change. Islam has also retained a conservative view of the prohibition on interest. The original Jewish biblical prohibition on interest had a social-justice motivation: people who had fallen on hard times and needed to borrow to survive should not be additionally burdened by payment of interest. The borrowing was for consumption until self-reliance could be restored. Interest payments involving investment and trade were matters that could be accommodated through risk- and profit-sharing arrangements. Christianity initially took the interest prohibition literally.⁷

Whereas Christianity has changed from the original interpretation of a prohibition on interest, Islam has not.⁸

Where Islam is strictly adhered to, women may be denied access to labor markets or may be required to work only where other workers are also female, because of prohibitions on contact with males from outside the family, including being in the unchaperoned presence of non-family males. Dress requirements of Islam for women are not consistent with all forms of employment. In contrast, the economic benefits of Protestantism have been proposed to be associated with the requirement of literacy for individual study of the bible including literacy for girls and women.⁹

The supreme values of Islam contradict economic freedom. The lexicographic ordering of objectives requires first achieving the high priority goals of spreading Islam and liberation of land that was once in the domain of Islam, before seeking material objectives. There is therefore a religious need to disallow economic freedom, to compel a focus on confronting non-believers and acquiring wealth and property, and women, through conquest.¹⁰

The prediction for our study is therefore that Islam is associated with low economic freedom.¹¹ Authoritarian government however diminishes economic freedom and Muslim-majority countries tend to be autocratic.¹²

Religion may be nominal only and differs from the actual practice of religion, or religiosity. Our data show religiosity to be high in Muslim-majority countries. Islam therefore provides a direct contemporary connection between religion and economic freedom. In Europe in particular, Protestant and Catholic religiosity are low. In the Scandinavian countries and also elsewhere in secular but nominally Christian countries, the state has replaced religion and reliance on God as the protector of life and security.¹³ Where religiosity is low, the relation between religion and economic freedom reflects intertemporal transmission of priors of past

religious belief. Such intergenerational transmission has been found historically in other connections between past and more contemporary behavior.¹⁴

Our data, which are cross-sectional for 137 countries averaged over the period 2001-2010, show correlations between economic freedom and religion indicating that Protestantism is conducive to economic freedom, Islam is not, and Catholicism is somewhere in between. Economic freedom is positively associated with Protestantism ($r=0.27$) and negatively associated with Islam ($r=-0.21$). For Catholicism, the correlation is close to zero ($r=0.06$). The correlation coefficient between the economic freedom index and religiosity is -0.48 , indicating that, on average, where religiosity is high, economic freedom is low.

Our empirical estimates confirm that high economic freedom is explained by the presence of Protestant populations. Results for Catholicism tend to be insignificant. There are indications in the results that Islam is inimical to economic freedom. Democracy is, as expected, conducive to economic freedom and autocracy is not.

The primary conclusion from our empirical results supports Max Weber's claim of a Protestant Ethic. Historically and traditionally, the emotional need of Protestantism to overcome the anxiety of personal uncertainty regarding predetermination required economic freedom. Even if religiosity in contemporary Protestant populations is low, the legacy of the Protestant Ethic is economic freedom for individuals to be conscientiously productive. Taxes and the conditionality of income transfers, on the other hand, diminish economic freedom. Our empirical results using Scandinavian legal origin as an explanatory variable confirm that the presence of the conditions of the Scandinavian welfare state diminishes economic freedom.¹⁵

2. Data

2.1 Economic Freedom Indices

To measure economic freedom, we use the Economic Freedom of the World Index (EFW) by Gwartney et al. (2014). The EFW index by Gwartney et al. (2014) is available for 152 countries over the period 1970-2011. For the period 1970-2000, there is data available every fifth year (1970, 1975, 1980...); from 2000, annual data has been available. Economic freedom is measured in five broad areas: size of government (expenditures, taxes and enterprises), legal structure and security of property rights, access to sound money, freedom to trade internationally, and regulation of labor, credit and business. The economic freedom indices take on values between 0 (minimum economic freedom) and 10 (maximum economic freedom). We use the average of the economic freedom indicators over the period 2001-2010. To avoid transient changes, we do not use the economic freedom indices in individual years. We estimate a cross-sectional model because the data on religion do not vary over time.

2.2 Religious Groupings and Religiosity

We use the data on religious groupings from Parker (1997). This database reports for each country the percentage of the population adhering to the most widespread world religions. The data are estimates based on different sources compiled in the calendar year 1994. Countries with a large share of Catholics in the population for example include Malta (97%), Paraguay (96%), and Spain (95%). The average Catholic share in the overall sample is 31.40%. Countries with a high share of Protestants include, for example, Estonia (100%) and Iceland (96%). The average Protestant share in the sample is 13.73%. With some few exceptions, countries with Muslim majorities do not accommodate significant non-Muslim majorities. Countries with Muslim majorities include Yemen (100%), Algeria (99%),

Mauretania (99%), and Morocco (99%). The average Muslim share in the sample is 21.45%. Protestantism, Catholicism, and Islam account for 66.58% of the total world population in our data. We place other religions in a residual 'others' category.

For religiosity, we use the variable of Berggren and Bjørnskov (2013), based on the Gallup World View question about importance of religion. Respondents were asked: "Is religion an important part of your daily life?" Berggren and Bjørnskov (2013) computed the share of respondents of an individual country replying "yes" to this question. The religiosity variable takes on values between 0 (minimum) and 1 (maximum). Previous studies such as Halman and Draulans (2006) have confirmed that the answers to the Gallup World View question are a suitable means by which to measure religiosity. The data compiled by Berggren and Bjørnskov (2013) are based on polls in the years 2009-2012. We acknowledge that ideally religiosity measured over the period 2009-2012 should not be used to explain economic freedom over the period 2001-2010 but we base our use of the data on religiosity changing little within a country in the short run. Variation is likely to arise across countries and not within a country over time. Low religiosity countries include Sweden (0.17), China (0.16), and Estonia (0.15). High religiosity countries include Egypt (1), Bangladesh (0.99), and Indonesia (0.99), which are all Muslim-majority. Our full dataset includes 137 countries.

2.3 Correlations

To illustrate the association between economic freedom, religion and religiosity, we first present correlations between the overall economic freedom index, Catholic, Protestant and Muslim majorities, and religiosity. Figure 1 shows the correlations, which we previously indicated in our summary of results. The overall economic freedom index is positively associated with the Protestant population share ($r=0.27$), negatively with the Muslim population share ($r=-0.21$), and shows almost zero correlation for the Catholic population

share ($r=0.06$). Countries with Protestant majorities and high economic freedom include, for example, the United Kingdom, Sweden and Estonia. Economic freedom was less present in Muslim-majority countries such as Niger and Algeria. The correlation coefficient between the overall economic freedom index and religiosity of -0.48 indicates that economic freedom declined with the proportion of religious citizens in the populations. Countries with low economic freedom and high religiosity include, for example, Myanmar and Zimbabwe. Economic freedom is high and religiosity low, for example, in Hong Kong, Denmark and Estonia. Table A1 shows the correlation coefficients.

3. The Empirical Model

The basic econometric model has the form:

$$\begin{aligned}
 \text{Economic Freedom}_i &= \sum_k \alpha_k \text{Religion}_{ik} + \beta \text{Religiosity}_i + \sum_k \gamma_k \text{Religion}_{ik} * \text{Religiosity}_i \\
 &+ \sum_l \delta_l \text{Continent}_{il} + \sum_m \varepsilon_m \text{Legal Origin}_{im} + \sum_n \zeta_n x_{in} + u_i \quad (1)
 \end{aligned}$$

with $i = 1, \dots, 137$; $k=1, \dots, 3$; $l=1, \dots, 4$; $m=1, \dots, 4$; $n=1, 2$.

The dependent variable *Economic Freedom_i* is economic freedom in country *i*. *Religion_{ik}* describes the religion variables, with distinctions between the Catholics, Protestants, Muslims, and others (reference category). *Religiosity_i* is the religiosity variable. *Religion_{ik} * Religiosity_i* is the interaction term between religion and religiosity variables. We include the interaction term to test whether religiosity mitigated or enhanced the association between religion types and economic freedom. *Continent_{il}* are continental dummy variables with the value one if country *i* belongs to continent *l* and zero otherwise. We distinguish Africa (reference category), Asia, Europe, America and Oceania. *Legal Origin_{im}* are legal origin dummy variables (La Porta et al. 1999). We distinguish five different legal origins: British (reference category), French, German, Scandinavian and Socialist.¹⁶ We expect economic freedom in

countries with British legal origin to be more pronounced than economic freedom in countries with French, German, Scandinavian and Socialist legal origin. $\sum_n \zeta_n x_{in}$ contains the logarithm of per capita GDP and a democracy variable (Cheibub et al. 2010). Per capita GDP is the average of the annual data over the period 2001-2010. The democracy variable is the average of the annual data over the period 2001-2008 because the data from Cheibub et al. (2010) is only available until 2008. Table 1 shows descriptive statistics of all variables. We estimate the model with ordinary least squares (OLS) and standard errors robust to heteroskedasticity (Huber/White/sandwich standard errors – see Huber 1967 and White 1980).

4. Results

4.1 Baseline Results

Table 2 shows the regression results. Column (1) and (2) corroborate the simple correlations between the types of religion variables, religiosity and economic freedom. Column (3) shows results when the types of religion and the religiosity variable are included. Column (4) also includes the interaction terms between the types of religion variables and the religiosity variable. We discuss marginal effects below. Columns (5) to (12) indicate that including/excluding individual control variables does not change the inferences regarding the types of religion variables.

The control variables display the expected signs and are statistically significant in several cases. The democracy variable, for example, has the expected positive sign and is statistically significant at the 1% level in columns (5) and (6), at the 5% level in column (7), at the 10% level in column (9) and just slightly lacks statistical significance at the 10% level in column (12). Economic freedom was about 0.3 to 0.7 points higher in democracies as compared to autocracies.

The Asian continent dummy variable is statistically significant at the 1% level in column (10) and at the 10% level in column (12) indicating that the overall economic freedom index was about 0.34 points higher in Asian countries compared to African countries. The Oceania continent dummy variable is statistically significant at the 1% level in column (10) and at the 10% level in column (7) indicating that the overall economic freedom index was about 0.57 points higher in countries in Oceania compared to African countries. The continent dummy variables for European and American countries have a positive sign and are statistically significant in column (5), but lack statistical significance in column (7). The coefficients of the Scandinavian legal origin variable are statistically significant at the 10% level in columns (8) and (9), at the 1% level in column (10), and at the 5% level in column (12), and indicate that the economic freedom index was about 0.54 to 0.67 points lower in countries with a Scandinavian legacy compared to countries with a British legal origin. This finding reflects Scandinavian countries having a large size and scope of government. Log per capita income is statistically significant at the 1% level in columns (11) and (12) and has the expected positive sign. The numerical meaning of the coefficient in column (12) is that the overall economic freedom index was by 0.0041 points higher than in an otherwise identical country that had a one percent larger per capita income.

The marginal effects of the religion variables are interpreted conditionally on the interaction with the religiosity variable. Figures 2 to 4 show marginal effects of the Catholic, Protestant and Muslim population share variable as compared to the 'other' category of religions evaluated at different levels of religiosity (referring to the regression in column 12). The marginal effects are statistically significant at the 5% level when the 95% confidence interval does not include the zero line. Figure 2 shows that the Catholic share does not turn out to be statistically significant evaluated at any level of religiosity. Figure 4 shows that the Muslim share has a negative sign but does not turn out to be statistically significant evaluated at any

level of religiosity. Consequently, when we control for the explanatory variables per capita GDP and political institutions, there is no evidence to conclude that Muslim-majority countries have less economic freedom than countries with other religious majorities.

By contrast, there are significant marginal effects describing differences in Protestant influence in religious and non-religious countries (Figure 3). Countries with Protestant majorities had significantly greater economic freedom than countries with other religious majorities when the religiosity variable has values smaller than 0.7 (on a scale from 0 to 1 for pure non-religious and pure religious countries). In pure non-religious countries, for example, the economic freedom index was by about 0.013 points lower than in an otherwise identical country having a one-percentage point larger share of Protestants, implying that the economic freedom index in a non-religious country with no Protestants was 1.3 points lower than in an otherwise identical but purely Protestant non-religious country. This marginal effect is statistically significant at the 1% level. The marginal effect of the Protestant share variable evaluated for pure religious countries does however not turn out to be statistically significant, indicating that Protestantism did not result in greater economic freedom in religious (high religiosity) countries.

4.2 Robustness Tests

We tested whether our results are robust in several ways. Religious fractionalization may predict economic freedom, and the effects of the types of religion variables may, as well, depend on religious fractionalization. For religious fractionalization, we use the variable of Alesina et al. (2003). The religious fractionalization variable takes on values between 0 (minimum) and 1 (maximum). Countries with low religious fractionalization include Algeria (0.0091), Turkey (0.0049), and Yemen (0.0023). Countries with high religious

fractionalization include Australia (0.8211), South Africa (0.8603), and the United States (0.8241).

Table 3 shows the results when the religious fractionalization variable is included and interacted with the types of religion. Religious fractionalization does not turn out to be statistically significant. Countries with Protestant majorities enjoyed economic freedom when religious fractionalization was low.

We replaced the ‘types of religion’ variables measuring the share of population adhering to an individual religion by dummy variables taking the value 1 when the predominant religion share was 60% or larger. Inferences do not change. In countries with Protestant majorities and hardly any religiosity, the EFW index was about 0.98 points higher than in other countries.

4.3 Democracies and Dictatorships

Previous studies have shown that the presence of economic freedom is influenced by political institutions. The effects of religion and religiosity on economic freedom may well differ in democracies and autocracies. We therefore split the sample into democracies and autocracies by using the measure of Cheibub et al. (2010). Because the measure for political institutions is binary and we take averages of economic freedom over the period 2001-2010, we arrive at 81 pure democracies, 10 transition countries, and 46 pure dictatorships when splitting our sample of 137 countries. The EFW index is 7.04 in democracies and 6.35 in dictatorships.

The results show that the effect of Protestantism on economic freedom is strong in democracies. The marginal effect of Protestantism is statistically significant for values of the religiosity variable between 0 and 0.9. This interval for the religiosity variable is much larger than the interval in the full sample. The marginal effects of the Catholics and Muslim variables do not turn out to be statistically significant. In dictatorships, the religion variables do not turn out to be statistically significant.

5. Conclusions

There has been no prior study of the relation between religion and on economic freedom, even though a relation is suggested by Weber's Protestant Ethic and in studies by Timur Kuran and others of economic incentives under Islam. Our results add to the literature on the influence of religion on economic behavior and phenomena.¹⁷ Our primary conclusion is that the persistent significance of Protestant populations is an indicator of the presence of economic freedom. Weber's Protestant Ethic is supported, even though religiosity in Protestant populations, particularly outside of the United States, tends to be low. Our results substantiate that cultural transmission results in retention of values when past beliefs and circumstances that gave rise to the values are no longer present.

Because economic freedom is a requisite of economic progress, our results imply that the religious composition of a population and religiosity can affect economic development and incomes. The religious composition of a population and religiosity in general change only slowly, through differential fertility in different religious groups. Large-scale migration can however result in abrupt change in religious composition and religiosity among a country's population. Our results suggest that religion and religiosity of immigrants can have consequences for economic freedom.

Acknowledgements

We thank Björn Kauder and three anonymous referees for helpful comments. Kristin Fischer and Ha Quyen Ngo provided excellent research assistance.

Declaration of Conflicting Interests

The authors declared no potential conflicts of interest with respect to the research, authorship, and/or publication of this article.

Funding

This research was unfunded outside of the usual research resources provided by the authors' institutions.

Endnotes

¹ Economic freedom results in higher incomes and greater economic growth (Compton et al. 2011; De Haan and Sturm 2000; De Haan et al. 2006; Pitlik 2002; Rode and Gwartney 2012; Rode and Coll 2012). Workers benefit through a higher share of national income (Young and Lawson 2014). Benefits have also been reported through increased tolerance (Berggren and Nilsson 2013), greater trust or social capital (Berggren and Jordahl 2006), lower unemployment (Feldmann 2007), policies against human trafficking (Heller et al. 2016), and feelings of ‘life satisfaction’, ‘happiness’ and ‘perceived life control’ (Gehring 2013; Knoll et al. 2013a,b; Rode 2013; Pitlik and Rode 2014). Studies have also combined economic freedom with other influences: Williamson and Mathers (2011) find that aspects of culture can substitute for absent economic freedom. Berggren (2003) and Hall and Lawson (2014), in overviews, associate the beneficial effects of economic freedom with protection of property rights, unencumbered domestic and foreign trade, access to credit and productive inputs, and people retaining their incomes for personal spending. Berggren and Nilsson (2016) use data on the individual states of the United States to study how economic freedom affects tolerance for different groups and types of behavior.

² On exceptions, in particular in East-Asia, see Paldam (2003). See Bjørnskov and Potrafke (2012, 2013) and Potrafke (2013a) on government ideology and economic freedom.

³ On disincentives of authoritarian rulers and elites to allow economic freedom, see Hillman (2007a, 2013). Economic freedom has also been found to be negatively associated with foreign aid, which is usually received by autocratic governments (Young and Sheehan 2014), and negatively associated with linguistic and ethnic fractionalization (Heckelman and Wilson 2016), which tends to result in autocracy (Hillman et al. 2015). Rode and Revuelta (2015) conclude that populist governments also diminish economic freedom. Reforms towards more economic freedom are more likely in democracies (Pitlik 2008).

⁴ The Jewish scholar Rabbi Moshe Ben Maimon, also known as Moses Maimonides (1135-1204 CE) and by the acronym the Rambam, distinguished eight degrees of charity according to whether there is anonymity and whether giving is sincere, with the highest degree of charity being that which makes the recipient self-sufficient. Anonymity is regarded as virtuous in Islam: Lambarraa and Riener (2012) report experimental evidence from Muslim Morocco showing that anonymity increased the incidence of giving (from 59% to 77%) and among students at religious schools increased the average amount given (from 8.90 to 13.00

in local currency). Evidence from experiments in Christian societies shows that people tend to give more when their giving is observed by others (see Soetevent 2005 on church giving, although, in repetitions of the experiments, the effect of visible giving diminished but larger coins were used in donations).

⁵ van Winden (2007) provides an overview of the effect of emotions on behavior and public policy.

⁶ The inhibitions to economic growth due to the nature of the rule of law under Islam have been described by Facchini (2010), Gouda (2013), and Gutmann and Voigt (2015).

⁷ Throughout European history, Christian borrowers often relied on Jewish bankers for credit. The role of Jews as lenders often contributed to prejudice against Jews (Carlton 1995; Hillman 2013). Jews were regarded as “unproductive” in earning income through interest. Jews took upon themselves risk of providing credit that facilitated farmers’ receiving payment for crops that had not yet been harvested and for which the future market price was unknown (Aronson 1995).

⁸ Islamic law or Sharia requires technical and definitional devices to circumvent the interest prohibition (see Siddiqi 1983). Depending on location, banking in Muslim-majority countries need not, however, be significantly different from banking in western societies (see for example Chong and Liu 2009).

⁹ On Protestantism and female literacy, see Becker and Woessmann (2008, 2009). Discrimination against women in Muslim-majority countries has been documented in numerous studies. See Donno and Russett (2004), Norton and Tomal (2009), Cooray and Potrafke (2011), Kilby and Scholz (2011), Cooray (2012), Potrafke and Ursprung (2012), Cho (2013), Cooray and Klasen (2014), Gutmann and Voigt (2015), Salahodjaev and Azam (2015) and Potrafke (2016). Discrimination against women is more pronounced when Islam is the source of legislation (Gouda and Potrafke 2016).

¹⁰ See Bernholz (1995), Hillman (2007b).

¹¹ In a comprehensive empirical study, McCleary and Barro (2006) found that Islam among religions is most discouraging of economic growth.

¹² See Fish (2002), Karatnycky (2002), Borooah and Paldam (2007), Rowley and Smith (2009), and Potrafke (2012, 2013b). For an exception, see Hillman et al. (2015) for a study of elections in Muslim-majority local-government constituencies in Israel. Voter turnout in

Muslim-majority municipalities in many cases approached 100 percent, against a background of decisiveness in voting by extended families in local elections.

¹³ Buchanan (2005) describes the need for dependence to satisfy individual feelings of insecurity and describes how in some secular societies the state has taken the place assigned to religious belief in previous times.

¹⁴ For example, for evidence on sustained prevalence of prejudice against Jews in some European regions over centuries, see Voigtländer and Voth (2012). For a model describing intergenerational transmission of preferences, see Bisin and Verdier (2000).

¹⁵ Paldam (2015) has described restrictions on economic freedom in the Scandinavian welfare state through the successful rent seeking of a majority ‘welfare coalition’ that benefits from spending and taxation policies.

¹⁶ Legal origin does not predict convergence in economic freedom (as measured as the difference in the EFW indices in the years 2010 and 1980 – see Hall 2016). Economic freedom at the state level in the United States is lower in states with a civil legal law tradition than in states with common legal law tradition (Nattinger and Hall 2012).

¹⁷ On economics and religion, see Iannaccone (1998) and more recently Guiso et al. (2003), McCleary and Barro (2005), Helble (2007), Berggren and Bjørnskov (2013), and Chadi and Krapf (2015). Schneider et al. (2015) showed that countries with Protestant majorities have smaller shadow economies. Becker et al. (2015) studied discrimination in voting behavior involving Israel in the United Nations General Assembly and found that only three Protestant-majority non-European countries consistently do not join in decoy voting to criticize Israel. The decoy voting distracts attention in the UN voting agenda from human-rights violations of authoritarian governments.

References

- Alesina, Alberto, Arnaud Devleeschauwer, William Easterly, Sergio Kurlat, and Romain Wacziarg. 2003. Fractionalization. *Journal of Economic Growth* 8: 155-194.
- Aronson, Michael. 1990. *Troubled Waters: The Origins of the 1881 Jewish Programs in Russia*. Pittsburgh PA: University of Pittsburgh Press.
- Barro, Robert J., and Rachel M. McCleary. 2005. Which countries have state religions? *Quarterly Journal of Economics* 120: 1331-1370.
- Becker, Raphael N., Arye L. Hillman, Niklas Potrafke, and Alexander H. Schwemmer. 2015. The preoccupation of the United Nations with Israel: Evidence and theory. *Review of International Organizations* 10 (4): 413-437.
- Becker, Sascha O., and Ludger Woessmann. 2008. Luther and the girls: Religious denomination and the female education gap in nineteenth-century Prussia. *Scandinavian Journal of Economics* 110 (4): 777–805.
- Becker, Sascha O., and Ludger Woessmann. 2009. Was Weber wrong? A human capital theory of Protestant economic history. *Quarterly Journal of Economics* 124: 531-596.
- Berggren, Niclas. 2003. The benefits of economic freedom: a survey. *Independent Review* 8 (2): 193-211. Available at http://www.independent.org/pdf/tir/tir_08_2_2_berggren.pdf . Accessed October 15, 2015.
- Berggren, Niclas, and Christian Bjørnskov. 2013. Does religiosity promote property rights and the rule of law? *Journal of Institutional Economics* 9: 161-185.
- Berggren, Niclas, and Henrik Jordahl. 2006. Free to trust: economic freedom and social capital. *Kyklos* 59 (2): 141-169.
- Berggren, Niclas, and Therese Nilsson. 2013. Does economic freedom foster tolerance? *Kyklos* 66 (2): 177-207.
- Berggren, Niclas, and Therese Nilsson. 2016. Tolerance in the United States: Does economic freedom transform racial, religious, political and sexual attitudes? *European Journal of Political Economy*: forthcoming.
- Bernholz, Peter. 1995. Supreme values, tolerance, and the constitution of liberty. In *Values and the Social Order. Values and Society* (Volume 1), Gerhard Radinsky, and Hardy Bouillon, eds., 235–250. Brookfield, WI: Avery Publishing.

- Bisin, Alberto, and Thierry Verdier. 2000. A model of cultural transmission, voting and political ideology. *European Journal of Political Economy* 16 (1): 5-29.
- Bjørnskov, Christian, and Niklas Potrafke. 2012. Political ideology and economic freedom across Canadian provinces. *Eastern Economic Journal* 38 (2): 143–166.
- Bjørnskov, Christian, and Niklas Potrafke. 2013. The size and scope of government in the US states: does party ideology matter? *International Tax and Public Finance* 20: 687–714.
- Borooah, Vani K., and Martin Paldam. 2007. Why is the world short of democracy? A cross-country analysis of barriers to representative government. *European Journal of Political Economy* 23 (3): 582-604.
- Buchanan, James M. 2005. Afraid to be free: Dependency as desideratum. *Public Choice* 124: 19-31.
- Carlton, Dennis W. 1995. Economic organization and conflict. *Journal of Institutional and Theoretical Economics* 151: 218-236.
- Chadi, Adrian, and Matthias Krapf. 2015. The Protestant fiscal ethic: Religious confession and Euro skeptics in Germany. SOEP Paper No. 754.
- Cheibub, José A., Jennifer Gandhi, and James R. Vreeland. 2010. Democracy and dictatorship revisited. *Public Choice* 143 (1): 67-101.
- Chong, Beng S., & Ming-H. Liu. 2009. Islamic banking: interest-free or interest-based? *Pacific-Basin Finance Journal* 17 (1): 125-144.
- Cooray, Arusha. 2012. Suffrage, democracy and gender inequality in education. *Oxford Development Studies* 40 (1): 21-47.
- Cooray, Arusha, and Stephan Klasen. 2014. Maternal mortality, religion and the enrolment of girls and boys: Is there a link? *BWPI Working Paper* 197, Manchester.
- Cooray, Arusha, and Niklas Potrafke. 2011. Gender inequality in education: political institutions or culture and religion? *European Journal of Political Economy* 27 (2): 268-280.
- Compton, Ryan A., Daniel C. Giedeman, and Gary A. Hoover. 2011. Panel evidence on economic freedom and growth in the United States. *European Journal of Political Economy* 27 (3): 423-435.

- De Haan, Jakob, Susanna Lundström, and Jan-E. Sturm. 2006. Market-oriented institutions and policies and economic growth: A critical survey. *Journal of Economic Surveys* 20 (2): 157-191.
- De Haan, Jakob, and Jan-E. Sturm. 2000. On the relationship between economic freedom and economic growth. *European Journal of Political Economy* 16 (2): 215-241.
- Donno, Daniela, and Bruce M. Russett. 2004. Islam, authoritarianism, and female empowerment. *World Politics* 56 (4): 582-607.
- Facchini, François. 2010. Religion, law and development: Islam and Christianity – Why is it in occident and not in the orient that man invented the institutions of freedom? *European Journal of Law and Economics* 29 (1): 103-129.
- Feldmann, Horst. (2007). Economic freedom and unemployment around the world. *Southern Economic Journal* 74 (1): 158-176.
- Fish, Steven M. 2002. Islam and authoritarianism. *World Politics* 55 (1): 4-37.
- Gehring, Kai. 2013. Who benefits from economic freedom? Unraveling the effect of economic freedom on subjective well-being. *World Development* 50: 74-90.
- Gouda, Moamen. 2013. Islamic constitutionalism and rule of law: a constitutional economics perspective. *Constitutional Political Economy* 24 (1): 57-85.
- Gouda, Moamen, and Niklas Potrafke. 2016. Gender equality in Muslim-majority countries. *Economic Systems*: forthcoming.
- Guiso, Luigi, Paola Sapienza, and Luigi Zingales. 2003. People's opium? Religion and economic attitudes. *Journal of Monetary Economics* 50 (1): 225-282.
- Gutmann, Jerg, and Stefan Voigt. 2015. The rule of law and constitutionalism in Muslim countries. *Public Choice* 162 (3): 351-380.
- Hall, Joshua C. 2016. Institutional convergence: exit or voice? *Journal of Economics and Finance*, 40: 1-12.
- Hall, Joshua C., and Robert A. Lawson. 2014. Economic freedom of the world: an accounting of the literature. *Contemporary Economic Policy* 32 (1): 1-19.
- Halman, Loek, and Veerle Draulans. 2006. How secular is Europe? *British Journal of Sociology* 57 (2): 263-288.

- Heckelman, Jac C., and Bonnie Wilson. 2016. Fractionalization and economic freedom. *Public Finance Review*: forthcoming.
- Helble, Matthias C. 2007. Is God good for trade? *Kyklos* 60 (3): 385-413.
- Heller, Lauren R., Robert A. Lawson, Ryan H. Murphy, and Claudia R. Williamson. 2016. Is human trafficking the dark side of economic freedom? *Defence and Peace Economics*: forthcoming.
- Hillman, Arye L. 2007a. Democracy and low-income countries. In *Public Choice and Challenges of Democracy*, José C. Pardo, and Pedro Schwartz, eds., 277-294. Cheltenham, U.K.: Edward Elgar.
- Hillman, Arye L. 2007b. Economic and security consequences of supreme values. *Public Choice* 131 (3-4), 259-280. Reprinted as: Hillman, Arye L. 2008. An economic perspective on radical Islam. In *Radical Islam and International Security: Challenges and Responses*, Hillel Frisch, and Efraim Inbar, eds., 44-69. London, U.K : Routledge.
- Hillman, Arye L. 2013. Economic and behavioral foundations of prejudice. In *Global Antisemitism: A Crisis of Modernity*, Charles A. Small, ed., 51-67. Leiden, Netherlands, and Boston, MA: Martinus Nijhoff Publishers.
- Hillman, Arye L., Kfir Metsuyanin, and Niklas Potrafke. 2015. Democracy with group identity. *European Journal of Political Economy*, 40 (Part B): 274-287 (special issue on Behavioral Political Economy).
- Huber, Peter J. 1967. The behavior of maximum likelihood estimates under nonstandard conditions. *Proceedings of the Fifth Berkeley Symposium on Mathematical Statistics and Probability*: 221-233.
- Iannaccone, Laurence R. 1998. Introduction to the economics of religion. *Journal of Economic Literature* 36 (3): 1465-1495.
- Karatnycky, Adrian. 2002. Muslim countries and the democracy gap. *Journal of Democracy* 13 (1): 99-112.
- Kilby, Christopher, and Sally J. Scholz. 2011. The impact of globalization on women – Testing Vandana Shiva’s critique of development. Villanova School of Business Economics Working Paper 15, Villanova, PA.

- Knoll, Bodo, Hans Pitlik, and Martin Rode. 2013a. A note on the impact of economic regulation on life satisfaction. *Applied Economics Letters* 20 (9): 916-920.
- Knoll, Bodo, Hans Pitlik, and Martin Rode. 2013b. Economic freedom, money and happiness – why deregulation matters beyond its wealth enhancing effect. *CESifo Dice Report* 11: 35-42.
- Kuran, Timur. 1997. Islam and underdevelopment: an old puzzle revisited. *Journal of Institutional and Theoretical Economics* 153 (1): 41–71.
- Kuran, Timur. 2004. Why the Middle East is economically underdeveloped: Historical mechanisms of institutional stagnation. *Journal of Economic Perspectives* 18 (3): 71–90.
- Kuran, Timur. 2010. The rule of law in Islamic thought and practice: A historical perspective. In *Global Perspectives on the Rule of Law*, James J. Heckman, Robert L. Nelson, and Lee Cabatingan, eds., 71–89. New York, NY: Routledge.
- McCleary, Rachel M., and Robert J. Barro. 2006. Religion and the economy. *Journal of Economic Perspectives* 20: 49–72.
- Lambarraa, Fatima, and Gerhard Riener. 2012. On the norms of charitable giving in Islam: A field experiment. DICE Discussion Paper 59, ISBN 978-3-86304-058-1. Available at <http://www.econstor.eu/bitstream/10419/59571/1/718795458.pdf>. Accessed 15 October 2015.
- Marshall, Monty G., and Keith Jagers. 2011. Polity IV Country Reports.
- Nattinger, Matthew C., and Joshua C. Hall. 2012. Legal origin and state economic freedom. *Journal of Economics and Economic Education Research* 13 (1): 25-32.
- Norton, Seth W., and Annette Tomal. 2009. Religion and female educational attainment. *Journal of Money, Credit and Banking* 41: 961-986.
- Paldam, Martin. 2003. Economic freedom and the success of the Asian tigers: an essay on controversy. *European Journal of Political Economy* 19 (3): 453-477.
- Paldam, Martin. 2015. Rents in a welfare state. In *Companion to the Political Economy of Rent Seeking*, Roger D. Congleton, and Arye L. Hillman, eds., 328-349. Cheltenham, UK: Edward Elgar.
- Parker, Philip M. 1997. *National Cultures of the World: A Statistical Reference*. Princeton, NJ, and Oxford, UK: Greenwood Press.
- Pitlik, Hans. 2002. The path of liberalization and economic growth. *Kyklos* 55: 57-80.

- Pitlik, Hans. 2008. The impact of growth performance and political regime type on economic policy liberalization. *Kyklos* 61: 258-278.
- Pitlik, Hans, and Martin Rode. 2014. Free to choose? Economic freedom, relative income and life control perceptions. WIFO Working Papers 482, Vienna.
- Potrafke, Niklas. 2012. Islam and democracy. *Public Choice* 151 (1-2): 185-192.
- Potrafke, Niklas. 2013a. Economic freedom and government ideology across the German states. *Regional Studies* 47 (3): 433-449.
- Potrafke, Niklas. 2013b. Democracy and countries with Muslim majorities: A reply and update. *Public Choice* 154 (3-4): 323-332.
- Potrafke, Niklas. 2016. Policies against human trafficking: the role of religion and political institutions. *Economics of Governance*: forthcoming.
- Potrafke, Niklas, and Heinrich W. Ursprung. 2012. Globalization and gender equality in the course of development. *European Journal of Political Economy* 28 (4): 399-413.
- Rode, Martin. 2013. Do good institutions make citizens happy, or do happy citizens build better institutions? *Journal of Happiness Studies* 14 (5): 1479-1505.
- Rode, Martin, and Sebastian Coll. 2012. Economic freedom and growth: Which policies matter the most? *Constitutional Political Economy* 23 (2): 95-133.
- Rode, Martin, and James D. Gwartney. 2012. Does democratization facilitate economic liberalization? *European Journal of Political Economy* 28 (4): 607-619.
- Rode, Martin, and Julio Revuelta. 2015. The wild bunch! An empirical note on populism and economic institutions. *Economics of Governance* 16 (1): 73-96.
- Rowley, Charles K., and Nathanael Smith. 2009. Islam's democracy paradox: Muslims claim to like democracy, so why do they have so little? *Public Choice* 139 (3): 273-299.
- Salahodjaev, Raufhon, and Sardor Azam. 2015. Intelligence and gender (in)equality: Empirical evidence from developing countries. *Intelligence* 52: 97-103.
- Schneider, Friedrich G., Katharina Linsbauer, and Friedrich Heinemann. 2015. Religion and the shadow economy. *Kyklos* 68 (1): 111-141.
- Siddiqi, Mohammad N. 1983. *Issues in Islamic Banking*. Leicester, U.K.: The Islamic Foundation.

Soetevent, Adriaan R. 2005. Anonymity in giving in a natural context—a field experiment in 30 churches. *Journal of Public Economics* 89 (11-12): 2301-2323.

Summers, Robert, and Alan Heston. 1991. The Penn World Table (Mark 5): An expanded set of international comparisons, 1950-1988. *Quarterly Journal of Economics* 106 (2): 327-369.

Tamari, Meir. 1993. A Jewish perspective for modern business morality. In *The Ethics of Business in a Global Economy*, Paul M. Minus, ed., 105-109. Dordrecht: Kluwer Academic Publishers.

Tamari, Meir. 1996. *Al Chet: Sins in the Marketplace*. New York NY: Jason Aronson Publishers.

van Winden, Frans. 2007. Affective public choice. In *Public Choice and Challenges of Democracy*, José C. Pardo, and Pedro Schwartz, eds., 45-61. Cheltenham, U.K.: Edward Elgar .

Voigt, Stefan. 2005. Islam and the institutions of a free society. *Independent Review* 10 (1): 59-82.

Voigtländer, Nico, and Hans-J. Voth. 2012. Persecution perpetuated: the medieval origins of anti-Semitic violence in Nazi Germany. *Quarterly Journal of Economics* 127 (3): 1339-1392.

Weber, Max. 1958. *The Protestant Ethic and the Spirit Of Capitalism* (translated by Talcott Parsons). New York, NY: Charles Scribner's Sons. Originally published as: 'Die protestantische Ethik und der Geist des Kapitalismus' (1904).

White, Halbert. 1980. A heteroskedasticity-consistent covariance matrix estimator and a direct test for heteroskedasticity. *Econometrica* 48 (4): 817-838.

Williamson, Claudia R., and Rachel L. Mathers. 2011. Economic freedom, culture, and growth. *Public Choice* 148 (3-4): 313-335.

Young, Andrew T., and Robert A. Lawson. 2014. Capitalism and labor shares: A cross-country panel study. *European Journal of Political Economy* 33: 20-36.

Young, Andrew T., and Kathleen M. Sheehan. 2014. Foreign aid, institutional quality, and growth. *European Journal of Political Economy* 36: 195-208.

Author biographies

Arye L. Hillman's field of research is political economy. He has spent his career at Bar-Ilan University in Israel, with interludes at Australian National University, UCLA, Princeton, and Paris I (Sorbonne-Panthéon). He is a former president of the European Public Choice Society and a joint recipient with Heinrich Ursprung of the Max-Planck Prize for Humanities Sciences. He received his Ph.D from the University of Pennsylvania.

Niklas Potrafke's field of research is public finance and political economy. He received his Ph.D. from Humboldt University of Berlin, was a post-doc researcher at the University of Konstanz and became Professor at the University of Munich. He is the director of the ifo Center for Public Finance and Political Economy.

Table 1: Data description and sources

Variable	N	Mean	Std. Dev.	Min	Max	Source
Overall Economic Freedom	137	6.74	0.86	3.73	8.73	Gwartney et al. (2014)
Catholics (share)	137	31.40	35.57	0	97	Parker (1997)
Protestants (share)	137	13.73	22.23	0	100	Parker (1997)
Muslims (share)	137	21.45	34.05	0	100	Parker (1997)
Religiosity	137	0.72	0.25	0.15	1	Gallup / Berggren & Bjørnskov (2013)
Africa	137	0.28	0.45	0	1	own calculation
Asia	137	0.25	0.43	0	1	own calculation
Europe	137	0.27	0.45	0	1	own calculation
Americas	137	0.18	0.39	0	1	own calculation
Oceania	137	0.01	0.12	0	1	own calculation
British legal origin	137	0.27	0.45	0	1	La Porta et al. (1999)
French legal origin	137	0.45	0.50	0	1	La Porta et al. (1999)
Socialist legal origin	137	0.20	0.40	0	1	La Porta et al. (1999)
German legal origin	137	0.04	0.21	0	1	La Porta et al. (1999)
Scandinavian legal origin	137	0.04	0.19	0	1	La Porta et al. (1999)
Per capita GDP	137	12434.13	14197.52	211.24	73044.70	PENN World Table 7.1 (Summers & Heston 1991)
Democracy	137	0.63	0.47	0	1	Cheibub et al. (2010)
Religious fractionalization	137	0.44	0.24	0	0.86	Alesina et al. (2003)

Table 2: Regression Results. OLS with robust standard errors.

Dependent Variable: Overall Economic Freedom

	(1)	(2)	(3)	(4)	(5)	(6)	(7)	(8)	(9)	(10)	(11)	(12)
Catholics (share)	0.000901 (0.39)		0.00248 (1.10)	0.0117* (1.85)	-0.00115 (-0.53)	0.000757 (0.37)	0.00902 (1.63)	0.0110** (2.02)	0.00858* (1.67)	0.00677 (1.12)	-0.000088 (-0.02)	0.00333 (0.60)
Protestants (share)	0.0093*** (3.32)		0.00542* (1.96)	0.0152** (2.60)	0.0081*** (3.35)	0.00528** (2.06)	0.0122** (2.40)	0.0204*** (3.12)	0.0178*** (2.92)	0.0140*** (2.74)	0.00747* (1.90)	0.0145*** (3.31)
Muslims (share)	-0.00286 (-1.22)		0.00136 (0.53)	-0.00893 (-1.19)	-0.000288 (-0.11)	0.00242 (0.90)	-0.00481 (-0.74)	-0.00331 (-0.43)	-0.000417 (-0.06)	-0.00399 (-0.61)	-0.00222 (-0.34)	-0.000092 (-0.01)
Religiosity		-1.663*** (-6.89)	-1.554*** (-5.26)	-0.839 (-1.48)		-1.275*** (-4.60)	-0.764 (-1.52)	-0.840 (-1.47)	-0.816 (-1.47)	-0.182 (-0.33)	0.483 (1.26)	0.710 (1.48)
Catholics (share) *				-0.0139 (-1.59)			-0.0119 (-1.51)	-0.00770 (-0.95)	-0.00609 (-0.78)	-0.00769 (-0.87)	-0.00329 (-0.49)	-0.00507 (-0.64)
Protestants (share) *				-0.0216** (-2.03)			-0.0149 (-1.45)	-0.036*** (-3.27)	-0.030*** (-2.69)	-0.0128 (-1.17)	-0.00883 (-1.18)	-0.0132 (-1.60)
Muslims (share) *				0.00855 (0.93)			0.00566 (0.70)	0.00481 (0.51)	0.00281 (0.32)	0.00447 (0.53)	-0.00161 (-0.22)	-0.00218 (-0.28)
Asia										0.885*** (4.04)		0.342* (1.87)
Europe										1.073*** (4.48)		0.0869 (0.32)
Americas										0.835*** (3.43)		0.175 (0.68)
Oceania										1.387*** (4.12)		0.566* (1.73)
French legal origin								-0.644*** (-3.48)	-0.611*** (-3.22)	-0.337* (-1.71)		-0.179 (-1.06)
Socialist legal origin								-0.537** (-2.49)	-0.526** (-2.35)	-0.547** (-2.49)		-0.00741 (-0.03)
German legal origin								0.235 (1.12)	0.171 (0.82)	0.245 (1.07)		0.125 (0.64)
Scandinavian legal origin								-0.672* (-1.98)	-0.679** (-2.19)	-0.637*** (-2.72)		-0.537** (-2.52)
log per capita GDP											0.473*** (9.90)	0.406*** (5.35)
Democracy					0.683*** (3.70)	0.482*** (2.68)	0.399** (2.18)		0.321* (1.81)			0.213 (1.54)
Constant	6.645*** (43.08)	7.939*** (43.54)	7.679*** (29.78)	7.286*** (17.51)	6.243*** (30.46)	7.210*** (23.25)	6.974*** (17.45)	7.570*** (16.76)	7.341*** (15.18)	6.334*** (12.04)	2.405*** (4.35)	2.475*** (2.80)
Observations	137	137	137	137	137	137	137	137	137	137	137	137
R-squared	0.0920	0.234	0.251	0.289	0.204	0.301	0.321	0.382	0.402	0.499	0.576	0.626

t statistics in parentheses * $p < 0.10$, ** $p < 0.05$, *** $p < 0.01$

Table 3: Regression Results. OLS with robust standard errors.

Dependent Variable: Overall Economic Freedom

	(1)	(2)	(3)	(4)	(5)
Catholics (share)		-0.000546 (-0.24)	0.00450 (0.93)	0.00163 (0.35)	-0.00243 (-0.56)
Protestants (share)		0.00956*** (3.53)	0.00939** (2.05)	0.0348** (2.50)	0.0278** (2.54)
Muslims (share)		-0.00475* (-1.88)	-0.00622* (-1.93)	0.00229 (0.55)	-0.00123 (-0.32)
Religious fractional.	-0.0841 (-0.25)	-0.550* (-1.67)	-0.451 (-0.64)	0.440 (0.57)	-0.0825 (-0.13)
Catholics (share) *			-0.0151 (-1.02)	-0.00211 (-0.18)	0.00560 (0.49)
Religious fractional.					
Protestants (share) *			0.00419 (0.27)	-0.0463* (-1.74)	-0.0355* (-1.74)
Religious fractional.					
Muslims (share) *			0.00790 (0.66)	-0.00516 (-0.45)	0.00303 (0.31)
Religious fractional.					
Asia				1.010*** (5.15)	0.329* (1.69)
Europe				1.380*** (6.99)	0.134 (0.47)
Americas				0.946*** (4.27)	0.197 (0.88)
Oceania				2.085*** (6.91)	0.820** (2.35)
French legal origin				-0.355* (-1.90)	-0.233 (-1.52)
Socialist legal origin				-0.633*** (-3.07)	-0.211 (-1.08)
German legal origin				0.241 (1.02)	-0.0243 (-0.13)
Scandinavian legal origin				-1.847** (-2.53)	-1.700*** (-2.96)
log per capita GDP					0.381*** (5.46)
Democracy					0.242* (1.73)
Constant	6.777*** (47.89)	6.972*** (32.73)	6.908*** (28.87)	5.893*** (16.59)	3.253*** (5.61)
Observations	137	137	137	137	137
R-squared	0.0005	0.110	0.131	0.493	0.627

t statistics in parentheses* $p < 0.10$, ** $p < 0.05$, *** $p < 0.01$

Table A1: Correlations. Overall Economic Freedom index (averaged over the period 2001-2010) and the share of Catholics, Protestants, Muslims, religiosity and religious fractionalization (137 observations)

	Overall Economic Freedom	Catholics (share)	Protestants (share)	Muslims (share)	Religiosity	Religious fraction- alization
Overall Economic Freedom	1.00					
Catholics (share)	0.06	1.00				
Protestants (share)	0.27	-0.15	1.00			
Muslims (share)	-0.21	-0.49	-0.33	1.00		
Religiosity	-0.48	0.00	-0.37	0.37	1.00	
Religious fractionalization	-0.02	-0.16	0.27	-0.31	-0.08	1.00

Figure 1: Correlations. Overall Economic Freedom index (averaged over the period 2001-2010) and the share of Catholics, Protestants, Muslims and religiosity

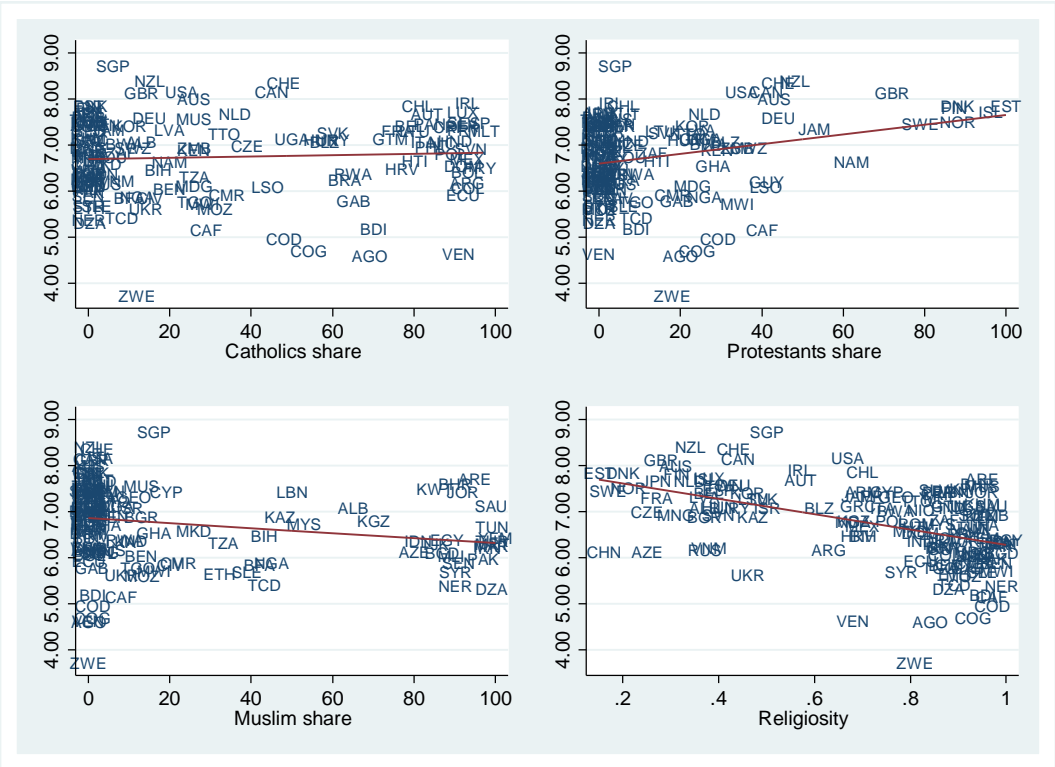


Figure 2: Marginal effect of the **Catholics** share as compared to other religions. Conditioned on religiosity. Effects refer to column (2) of Table 2. **Overall Economic Freedom index**

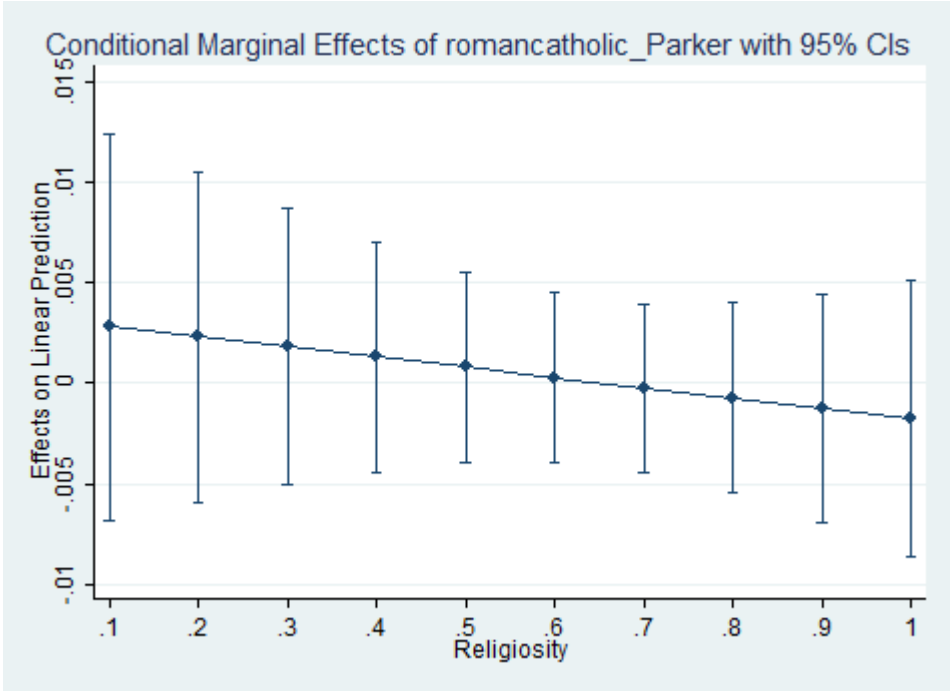


Figure 3: Marginal effect of the **Protestants** share as compared to other religions. Conditioned on religiosity. Effects refer to column (2) of Table 2. **Overall Economic Freedom index**

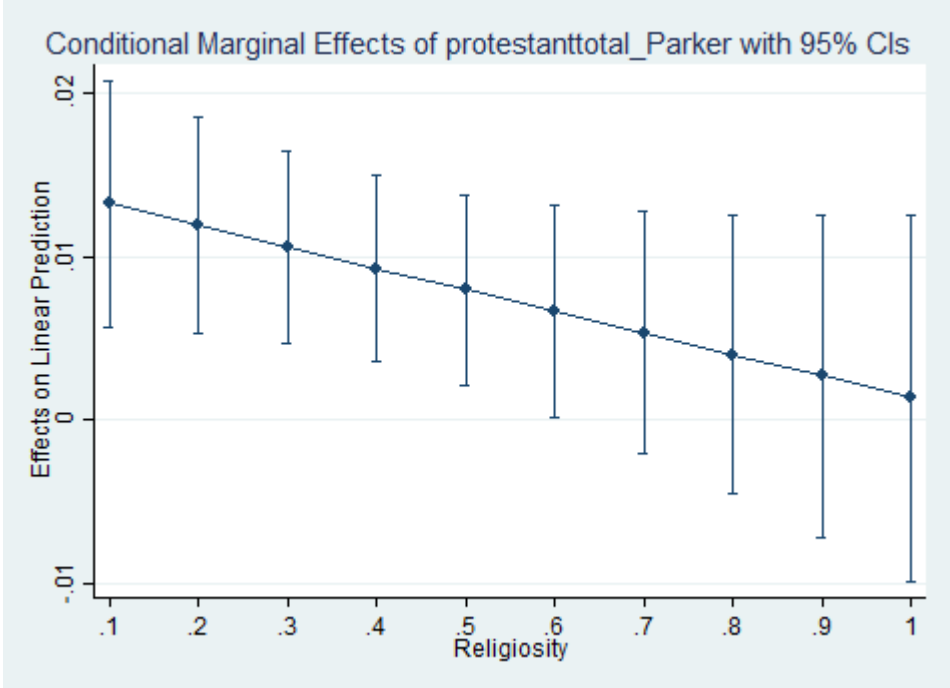


Figure 4: Marginal effect of the **Muslim** share as compared to other religions. Conditioned on religiosity. Effects refer to column (2) of Table 2. **Overall Economic Freedom index**

