



Working Papers

DOES ACTIVE LABOUR MARKET POLICY WORK? LESSONS FROM THE SWEDISH EXPERIENCES

Lars Calmfors
Anders Forslund
Maria Hemström

CESifo Working Paper No. 675 (4)

February 2002

Category 4: Labour Markets

CESifo
Center for Economic Studies & Ifo Institute for Economic Research
Poschingerstr. 5, 81679 Munich, Germany
Phone: +49 (89) 9224-1410 - Fax: +49 (89) 9224-1409
e-mail: office@CESifo.de
ISSN 1617-9595



An electronic version of the paper may be downloaded

- from the SSRN website: www.SSRN.com
- from the CESifo website: www.CESifo.de

DOES ACTIVE LABOUR MARKET POLICY WORK? LESSONS FROM THE SWEDISH EXPERIENCES

Abstract

The Swedish experiences of the 1990s provide a unique example of how large-scale active labour market programmes (ALMPs) have been used as a means to fight high unemployment. This paper surveys the empirical studies of the effects of ALMPs in Sweden. On the whole, ALMPs have probably reduced open unemployment, but also reduced regular employment. The overall policy conclusion is that ALMPs of the scale used in Sweden in the 1990s are not an efficient means of employment policy. To be effective, ALMPs should be used on a smaller scale.

JEL Classification: J68, H53.

*Lars Calmfors
Institute for International Economic Studies
Stockholm University
10691 Stockholm
Sweden
Lars.calmfors@iies.su.se*

*Anders Forslund
IFAU
Box 513
751 20 Uppsala
Sweden*

*Maria Hemström
IFAU
Box 513
751 20 Uppsala
Sweden*

Does active labour market policy work? Lessons from the Swedish experiences

by

Lars Calmfors, Anders Forslund, and Maria Hemström[♦]

2002-01-10

Summary

The Swedish experiences of the 1990s provide a unique example of how large-scale active labour market programmes (ALMPs) have been used as a means to fight high unemployment. This paper discusses the mechanisms through which ALMPs affect (un)employment and surveys the empirical studies of the effects of ALMPs in Sweden. The main conclusions are: (i) there is hardly any evidence for a positive effect on matching efficiency; (ii) there are some indications of positive effects on labour force participation; (iii) subsidised employment seems to cause displacement of regular employment, whereas this appears not to be the case for labour market training; (iv) it is unclear whether or not ALMPs raise aggregate wage pressure in the economy; (v) in the 1990s, training programmes seem not to have enhanced the employment probabilities of participants, whereas some forms of subsidised employment seem to have had such effects; and (vi) youth programmes seem to have caused substantial displacement effects at the same time as the gains for participants appear uncertain.

On the whole, ALMPs have probably reduced open unemployment, but also reduced regular employment. The overall policy conclusion is that ALMPs of the scale used in Sweden in the 1990s are not an efficient means of employment policy. To be effective, ALMPs should be used on a smaller scale. There should be a greater emphasis on holding down long-term unemployment in general and a smaller emphasis on youth programmes. ALMPs should not be used as a means to renew unemployment benefit eligibility.

[♦] Lars Calmfors is professor of international economics at the Institute for International Economic Studies, Stockholm University. Anders Forslund is a senior research fellow and deputy director of IFAU (the Swedish Office of Labour Market Policy Evaluation). Maria Hemström is a senior research fellow at IFAU.

Does active labour market policy work? Lessons from the Swedish experiences*

During the last decade there has been an increasing international interest in active labour market policies, i.e. measures to raise employment that are directly targeted at the unemployed. According to conventional definitions, these policies comprise: (i) job broking activities with the aim of improving the matching between vacancies and unemployed; (ii) labour market training; and (iii) job creation (subsidised employment). Recommendations to expand the use of these policies have become standard from international bodies, such as the OECD and the EU Commission (e.g. OECD, 1994; European Commission, 2000). In the EU, the European Council agreed in 1997 on an employment strategy that includes active labour market policy as a key ingredient,¹ and many member states have followed these recommendations.²

The recent interest in active labour market policies motivates a thorough evaluation of how successful the active labour market programmes (henceforth denoted ALMPs) in various countries have been. Sweden is then a case of particular interest, as this is the country where the focus on active labour market policy has been the greatest. Partly this reflects an old tradition, partly it was the response to a sudden and steep increase in unemployment in the early 1990s. At their peak in 1994, ALMPs in Sweden encompassed more than 5 per cent of the labour force and expenditures accounted for more than 3 per cent of GDP.

The Swedish case is interesting from the point of view of evaluation because a large number of studies of the effects of ALMPs have been made. Recent studies have been able to draw on an internationally unique data material: the National Labour Market Board (AMS) provides a longitudinal data set with the event history of all unemployed individuals registered at the public employment offices since 1991. This makes it possible to trace the effects of participation in ALMPs for a very large number of persons over long periods. The Swedish experiences are of great interest also because they illustrate clearly the interdependence between "passive" unemployment

* Previous versions of the paper have been discussed at a public seminar on November 16, 2000 in Stockholm, at the CESifo conference "Labour market institutions and public regulation" on October 26/27 2001 in Munich, and at academic seminars at the Office of Labour Market Policy Evaluation (IFAU) and the Swedish Institute for Social Research, Stockholm University (SOFI). The authors are particularly grateful for comments on previous versions from Jonas Agell, Susanne Ackum Agell, Jim Albrecht, Dan Andersson, Per-Anders Edin, Bertil Holmlund, Per Johansson, Katarina Richardson, Karl-Martin Sjöstrand, and Johnny Zetterberg.

¹ See http://europa.eu.int/comm/employment_social/elm/summit/en/papers/guide2.htm.

² This is evident from the national action plans on employment. The plans for 2001 are available at http://europa.eu.int/comm/employment_social/news/2001/may/naps2001_en.html.

support and "active" measures, which has been the subject of much recent policy discussion (see e.g. European Commission, 2000).

This paper surveys the evidence on the employment effects of Swedish active labour market policy. The focus is on how ALMPs affect regular employment, i.e. employment excluding participation in programmes. The motivation for this focus is that employment generation is widely considered to be the primary aim of active labour market policy, even though there are also other goals, such as social-policy aims of mitigating the consequences of open unemployment and contributing to a more even income distribution, as well as additional macroeconomic aims of, for example, raising productivity growth. The results from studies of Sweden will be compared with the evidence from macroeconomic studies based on cross-country or panel data for the OECD countries. Such a comparison is highly relevant, because the latter studies, originating with Layard et al. (1991), have usually been interpreted to give strong empirical support for the effectiveness of active labour market policy as a means of raising employment.

The paper is structured as follows. Section 1 gives a background picture of how ALMPs have been used in Sweden. Section 2 identifies a number of theoretical mechanisms. Section 3 surveys Swedish microeconomic studies of the effects on the individuals participating in ALMPs, and Section 4 surveys Swedish macroeconomic studies of the general-equilibrium effects. Section 5 reviews the studies based on cross-country or panel data for OECD countries. Section 6 sums up the results and draws policy conclusions.

1 Active labour market policy in Sweden

There is a long tradition of active labour market policy in Sweden. In the beginning of the 20th century, municipal employment offices were built up (Thoursie, 1990). In the depressions of the inter-war years, the government organised relief works and special youth jobs. In 1948, the foundations of modern labour market policy were laid when the National Labour Market Board was instituted.

1.1 The thinking behind labour market policy

The thinking around Swedish labour market policy was, at least before the 1990s, guided mainly by the principles laid out by two trade union economists, Gösta Rehn

and Rudolf Meidner, in the late 1940s and early 1950s.³ They saw active labour market policy as a necessary ingredient in a policy mix designed to combine low inflation, full employment and wage compression. They worried that an anti-inflationary demand-management policy would cause unemployment in low-productivity sectors. To avoid that, they recommended labour market re-training and other mobility-enhancing measures, so that workers threatened by unemployment in low-productivity sectors could be transferred to high-productivity sectors, relieving labour shortages there.

The original focus in post-war Swedish labour market policy was thus on increasing labour mobility. However, over time in the 1960-1990 period the emphasis gradually shifted in the direction of counteracting all types of unemployment. In the late 1960s and early 1970s, the objective of eliminating remaining "islands of unemployment" through selective job creation programmes became more important (Meidner, 1969). Gradually, it also became a more important aim to hold down unemployment in general in recessions. This development seems to be explained by generally rising ambitions in employment policy (Lindbeck, 1975; Calmfors and Forslund, 1990).

The motive of holding down open unemployment in general came to dominate completely in the 1990s. In the early 1990s, Sweden entered its deepest recession in the post-war period with regular employment falling by 13 per cent between 1990 and 1994. In this situation, placement in ALMPs became the main short-run policy instrument to counteract the rise in open unemployment. Policy was also to a large extent guided by the social-policy objectives of providing income support for the unemployed: formally, unemployment compensation could not be had for more than 14 months for the majority of the work force, but eligibility could be renewed through participation in ALMPs. There is ample evidence that programme placements were systematically used to this end (e.g. Carling et al., 1996; Sianesi, 2001).

An important side objective of Swedish active labour market policy has always been to mitigate the moral hazard problems of a generous unemployment insurance: by making payment of unemployment compensation conditional on accepting regular job offers or placement offers in ALMPs from the public employment offices, active labour market policy has been used as a work test for the recipients of unemployment compensation.

³ The main reference is *Fackföreningsrörelsen och den fulla sysselsättningen* (1951).

1.2 The various programmes

Originally, *labour market training* mainly consisted of vocational training programmes, but over time schemes containing more general education have become more important. In recent years, also education in *Swedish for immigrants* has formed part of labour market training. *Computer activity centres*, which were introduced in 1995, represent another innovation; in addition an IT program (*Swit*) was launched by the government in 1998 in cooperation with the Confederation of Swedish Industries. The duration of training programmes has usually been six months. Participants have received training grants equivalent to unemployment compensation. From the second half of the 1980s, it became possible for unemployed individuals to requalify for unemployment compensation through participation in training programmes. In 2000, this possibility was abolished for all labour market programmes.

There have been many types of subsidised employment schemes over the years. The classical measure has been *relief works*. They consisted of temporary jobs (around six months), which were usually arranged in the public sector, but to some extent also in the private sector, and where employers obtained a subsidy for employing individuals chosen by the public employment offices. The participants were paid wages according to collective agreements. Relief works were used up to 1998, when they were abolished.

In the 1990s, relief works were largely replaced by so-called *work experience schemes*. These consisted of activities that "would otherwise not have occurred" and were often arranged by various non-profit organisations. The aim was to organise activities that would not crowd out regular employment. Participants in work experience schemes received unemployment compensation. *Recruitment subsidies* and (more recently) *employment subsidies* are programmes that are more similar to regular employment. Both programmes have entailed wage subsidies to employers for hiring unemployed (mainly long-term unemployed). Participants have been paid regular wages according to collective agreements.

Another type of subsidised employment is *self-employment grants*. These grants, which consist of unemployment benefits for up to six months, are given to unemployed persons to start their own businesses after scrutiny by the employment offices. These have also arranged entrepreneurial training for the participants.

Other programmes can be characterised as *work practice programmes*. In our survey of empirical results, we include these in job creation activities, but work practice programmes are supposed to have also a training content. Various types of *youth schemes* belong to this category. The first youth programme was *youth teams* introduced in 1984. They were followed by “*schooling-in slots*”. During 1992 *youth practice* was introduced. This programme rapidly reached large volumes. The programme was targeted at youth below the age of twenty-five. As was the case for work experience schemes, there were clear instructions to avoid displacement effects.

Other examples of work practice programmes were *practice for immigrants* and *practice for academic graduates*, which were similar in spirit to youth practice, but with different target groups. Yet another work practice programme was *work placement schemes*, which replaced practice for immigrants, practice for academic graduates and youth practice in 1995.

Resource jobs were introduced in 1997 and entailed subsidies to employers for temporarily (six months with an option to prolong it by three months) hiring unemployed persons. The participants were mainly supposed to work, but were in addition supposed to take part in training and to actively search for jobs. The wage rate was capped at what roughly corresponds to 90 percent of the participant’s previous income.

Trainee replacement schemes involved subsidies during at most six months to employers, who paid for training for an employee and hired a replacement (who received a wage according to collective agreements). Hence, trainee replacement schemes can be classified as both training and job creation.

The only programme that has been used over the entire period under study is labour market training. All other programmes have either been instituted during the period and/or ended during it. Relief works were abandoned in 1998, recruitment subsidies were used between 1981 and 1997, work experience schemes were used between 1993 and 1998, work placement schemes between 1995 and 1998, trainee replacement schemes between 1991 and 1997, resource jobs between 1997 and 1999, and practice for academic graduates and practice for immigrants between 1993 and 1995. Self employment grants were introduced in 1984, youth programmes in 1984, computer activity centres in 1995, and employment subsidies in 1997.

Finally, a reform took place in 2000, when an *activity guarantee* was introduced. This programme is targeted at persons who are or are at risk of becoming long-term unemployed (or, more precisely, long-term registered at the public employment ser-

vice). Within the programme the participants are given some full-time activity, e.g. job search, until they find a job or enrol in regular education. This reform was made in connection with the abolishment of the earlier possibility to renew benefit eligibility by participating in ALMPs.

1.3 The empirical picture

Figures 1-3 illustrate how the programme volumes have developed over time.

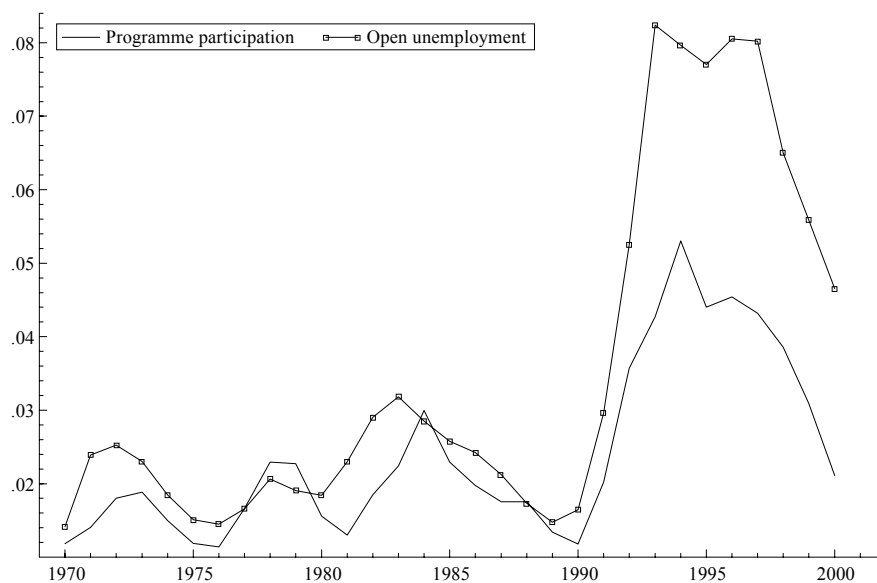


Figure 1: Open unemployment and programme participation (shares of labour force), 1970 – 2000

Sources: Unemployment and labour force: Statistics Sweden, Labour Force Surveys; Programme participation: The National Labour Market Board.

Figure 1 shows open unemployment and total participation in ALMPs. The picture is one of a slow trend-wise growth in the size of ALMPs in the 1970s and 1980s, but there is also a cyclical pattern. The large expansion in the 1990s in connection with the steep rise in unemployment also stands out. Towards the end of the 1990s, when unemployment came down, the programme volumes were reduced again.

Figure 2 depicts total unemployment (the sum of open unemployment and participation in ALMPs) and the accommodation ratio (the ratio between programme participation and total unemployment). In the 1970s and 1980s, the accommodation ratio was of the order of magnitude of 0.4–0.5, but it fell in the 1990s. Although programmes expanded strongly then, they did not increase proportionally to the rise in unemployment. In 2000, the accommodation ratio was around 0.3.

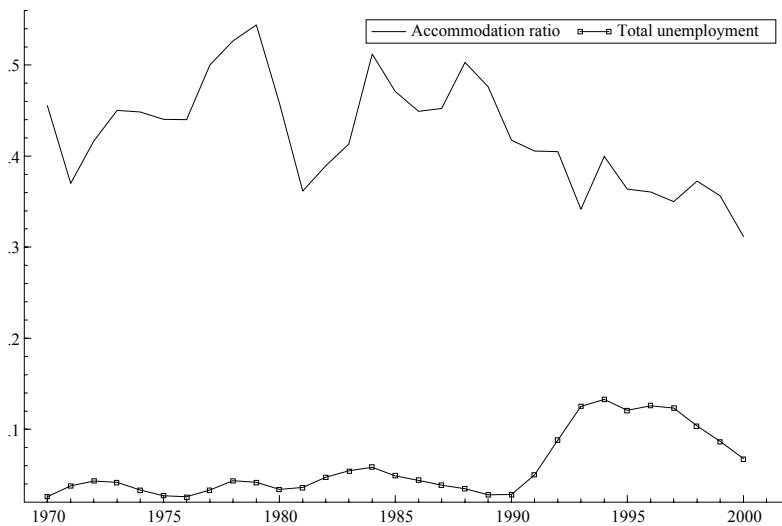


Figure 2: The accommodation ratio and total unemployment, 1970 – 2000

Notes: Total unemployment is defined as the sum of open unemployment and total participation in ALMPs. The accommodation ratio is defined as the ratio of programme participation to total unemployment.

Sources: Participation in ALMPs: The National Labour Market Board; Unemployment and the labour force: Statistics Sweden.

Figure 3 shows the development of various programme types. In the 1970s and 1980s, training encompassed more persons than subsidised employment. The only exception was the recession in the first half of the 1980s. The steep increase in unemployment in 1991-92 was first met by a large expansion of training programmes, but later there were large increases in schemes of subsidised employment and practice. Recently, training programmes have again become relatively more important.

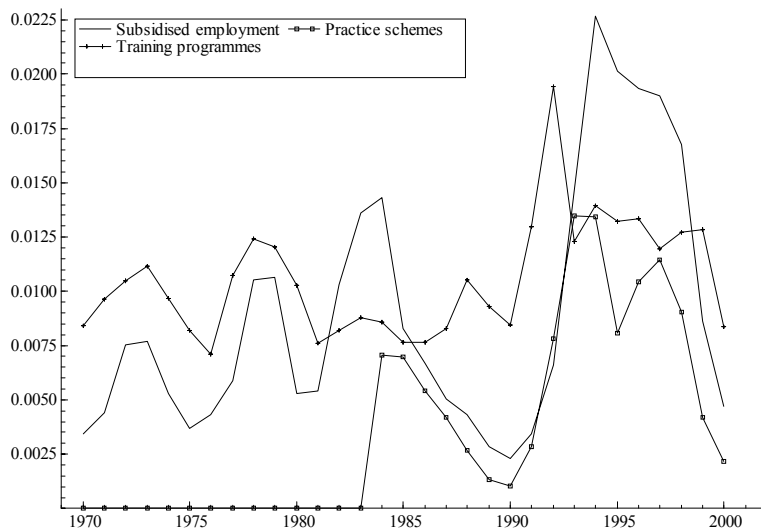


Figure 3: Participation in different kinds of labour market programmes, 1970 – 2000

Note: The programmes are generally classified as in the main text. Trainee replacement schemes and resource jobs are classified as subsidised employment.

Source: The National Labour Market Board.

1.4 Swedish ALMPs in an international perspective

Tables 1–3 provide an international perspective. Table 1 shows the expenditures on active labour market policy as a fraction of GDP. In both the 1986–90 and 1991–95 periods, Sweden spent more on active labour market policy than any other country. The difference is especially marked in the 1991–95 period, when expenditures in Sweden amounted to 1.79 percent of GDP, one percentage point higher than the EU average. Expenditures in Sweden were reduced in 1996–99 when unemployment fell, but still amounted to as much as 1.14 percent of GDP, which was well above the EU and OECD averages. In this period, both Denmark and Finland, however, spent slightly more on active labour market policy.

Table 1: Expenditures on active labour market policies (percent of GDP)

	1986–90	1991–95	1996–99
Austria	0.26	0.28	0.36
Belgium ^a	1.06	0.99	1.12
Denmark	0.82	1.15	1.21
Finland	0.82	1.39	1.22
France ^a	0.50	0.85	1.04
Germany	0.72	1.16	1.04
Greece ^b	0.16	0.23	0.23
Ireland ^c	1.06	0.70	1.37
Italy	-	0.89	0.66
Luxembourg ^b	0.16	0.12	0.18
Netherlands	0.56	0.85	1.07
Portugal ^a	0.26	0.41	0.32
Spain	0.71	0.59	0.48
Sweden	1.10	1.79	1.14
United Kingdom ^a	0.50	0.38	0.26
EU average	0.62	0.79	0.78
Australia	0.25	0.45	0.48
Canada	0.52	0.57	0.46
Japan	0.09	0.10	0.10
New Zealand	0.81	0.77	0.60
Norway	0.64	1.28	0.56
Switzerland	0.08	0.18	0.51
United States	0.20	0.17	0.14
OECD average	0.54	0.70	0.66

Notes: ^a Data available until 1998. ^b Data available until 1997. ^c Data available until 1996.

Source: OECD Employment Outlook, various issues.

Table 2 provides another illustration of the focus put in Sweden on ALMPs by relating expenditures on them to the total expenditures on the unemployed (the sum of expenditures on active labour market policy and expenditures on unemployment benefits and early retirement for labour market reasons). The table shows that Sweden had the largest share of active expenditures in 1986–90, when it was 59 percent, more than double the EU and OECD averages. The share subsequently fell, but remained 15–20 percentage points above the EU and OECD averages. In 1991–95 and 1996–99, only Norway and Italy allocated larger shares of the unemployment expenditures on active measures than Sweden.

Table 2: Expenditures on active labour market policies as a fraction of total unemployment expenditures

	1986-90	1991-95	1996-1999
Austria	0.21	0.18	0.22
Belgium	0.27	0.26	0.30
Denmark	0.17	0.19	0.25
Finland	0.37	0.27	0.30
France	0.20	0.30	0.36
Germany	0.36	0.35	0.31
Greece	0.29	0.34	0.33
Ireland	0.26	0.29	0.36
Italy	-	0.47	0.47
Luxembourg	0.17	0.16	0.21
Netherlands	0.16	0.22	0.25
Portugal	0.45	0.36	0.27
Spain	0.22	0.17	0.10
Sweden	0.59	0.47	0.42
United Kingdom	0.26	0.22	0.20
EU average	0.28	0.28	0.29
Australia	0.19	0.21	0.28
Canada	0.24	0.23	0.29
Japan	0.22	0.27	0.19
New Zealand	0.43	0.31	0.31
Norway	0.52	0.72	0.52
Switzerland	0.32	0.15	0.32
United States	0.30	0.26	0.33
OECD average	0.29	0.29	0.30

Notes: ^a Data available until 1998. ^b Data available until 1997. ^c Data available until 1996.

Source: OECD Employment Outlook, various issues.

Table 3, finally, compares the allocation of expenditures on different programmes among countries for the whole 1986–99 period. What stands out here is the larger emphasis in Sweden than in most other countries on labour market training. 42 per-

cent of the expenditures on ALMPs in Sweden have been on training, compared to EU and OECD averages of 27 and 29 percent, respectively. Only a few countries (New Zealand, Canada, Denmark, the Netherlands, and France) have spent larger fractions of active expenditures on training than Sweden.

Table 3: The allocation of expenditures on active labour market policies in 1986–99 (the expenditures on various programmes as shares of total expenditures on active labour market policy)

	Public employment services and administration	Labour market training	Youth measures	Job creation
Austria	0.41	0.38	0.05	0.17
Belgium ^a	0.19	0.14	0.00	0.67
Denmark	0.10	0.47	0.21	0.22
Finland	0.12	0.33	0.04	0.51
France ^a	0.20	0.43	0.12	0.24
Germany	0.25	0.37	0.05	0.33
Greece ^b	0.45	0.08	0.03	0.44
Ireland ^c	0.15	0.26	0.23	0.35
Italy ^d	0.16	0.03	0.45	0.35
Luxembourg ^b	0.23	0.12	0.38	0.27
Netherlands	0.31	0.45	0.05	0.20
Portugal ^a	0.34	0.10	0.28	0.28
Spain	0.16	0.19	0.12	0.53
Sweden	0.18	0.42	0.08	0.31
United Kingdom ^a	0.49	0.31	0.01	0.19
EU average	0.25	0.27	0.14	0.34
Australia	0.42	0.19	0.05	0.35
Canada	0.40	0.49	0.04	0.08
Japan ^c	0.28	0.21	0.00	0.51
New Zealand	0.19	0.50	0.03	0.29
Norway	0.34	0.34	0.12	0.21
Switzerland	0.65	0.21	0.00	0.14
United States	0.39	0.37	0.18	0.06
OECD average	0.29	0.29	0.11	0.30

Notes: ^a Data available until 1998. ^b Data available until 1997. ^c Data available until 1996 except years 1992-94. ^d Data missing for years 1989, 1993-95. ^e Data missing for years 1986-87

Source: OECD Employment Outlook, various issues.

2 A theoretical framework

ALMPs can have a number of effects on employment. Some of the effects are intended, whereas others are unintended. To sort them out, we use a modified version of

the Layard et al. (1991) theoretical framework for analysing equilibrium real wages and unemployment, as set out by Calmfors (1994).

In *Figure 4* we distinguish between three curves. A downward-sloping *employment schedule* shows how regular labour demand (labour demand excluding participation in ALMPs) depends negatively on the real wage. An upward-sloping *wage-setting schedule* shows how wage pressure depends positively on regular employment. (The underlying assumption is that higher regular employment is associated with a higher probability of finding a job if an employee is separated from his present job. This gives employees a better outside option when bargaining with the present employer, which makes it possible to obtain a higher wage.) The intersection of the two curves gives the equilibrium levels of real wages and regular employment. In addition, a vertical line shows the labour force. By deducting participation in ALMPs from the labour force, and comparing the outcome with regular employment, one obtains open unemployment.

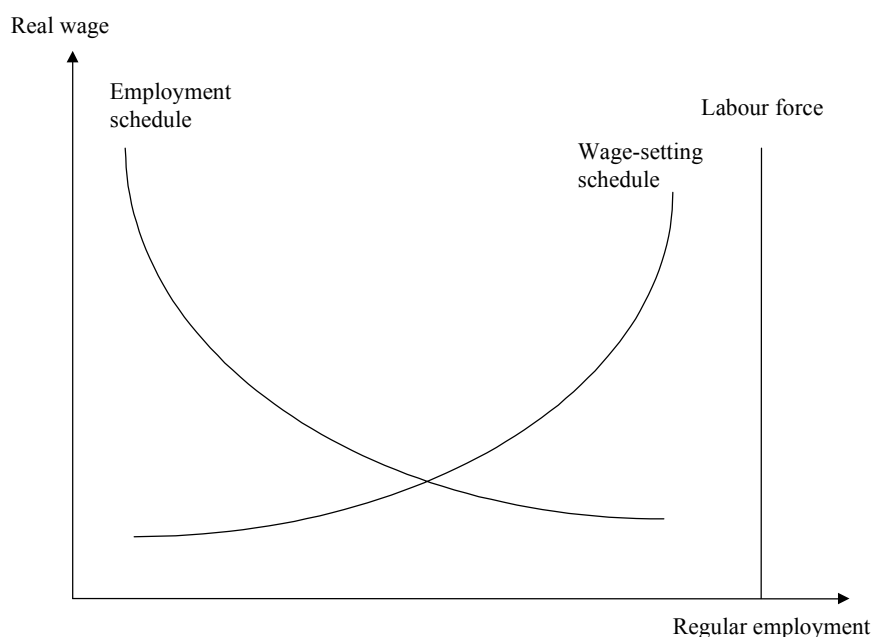


Figure 4: Wage setting and employment

The analytical framework in *Figure 4* can be motivated in several ways. The simplest possibility is to view the employment schedule as an ordinary stock demand for labour, following from the usual marginal productivity condition. The wage-setting schedule may be viewed as the (steady-state) outcome of either collective wage bargaining or unilateral employer decisions on wages in an efficiency-wage framework. However, for some applications it is more worthwhile to see the employment schedule as a (steady-state) reduced form derived from a framework where vacancies and

unemployed need to be matched along the lines of Pissarides (1990) and Mortensen and Pissarides (1994). In this case, it is convenient to regard wage setting as the outcome of agreements between employers and individual employees.

With the help of the above framework, we shall analyse various effects of ALMPs. Following Calmfors (1994), we distinguish between: (i) effects on the matching process; (ii) effects on the competition for jobs; (iii) productivity effects; (iv) effects on the allocation of labour between sectors; (v) direct crowding-out effects on regular labour demand; and (vi) accommodation effects on wage setting.

2.1 Effects on the matching process⁴

The aim of the job-broking and counselling activities for the unemployed by the public employment offices is to make the matching process more efficient, i.e. to increase the number of successful matches at given numbers of vacancies and job seekers. This is often regarded as the primary function of active labour market policy.

A more efficient matching process shifts the employment schedule in *Figure 4* to the right, which tends to raise both employment and the real wage. The explanation is this. When deciding whether or not to post a vacancy, a firm compares the expected future revenues with the expected costs (hiring costs and future pay). The expected future revenues depend on how quickly the vacancy is expected to be filled. An increase in matching efficiency increases the probability of filling a posted vacancy at any point of time. Hence, the expected return to posting vacancies increases, and therefore more vacancies are posted. This results in higher employment.

An increase in matching efficiency also shifts the wage-setting schedule to the right, which works in the direction of reducing the real wage and increasing employment. The reason is the following. Each match creates a surplus to share between the firm and the employed job seeker. The sharing will depend on the outside options of the firm and the employee, i.e. their alternative opportunities if they cannot agree. In that case, the employee quits and becomes a job seeker again, and the firm posts a new vacancy. The firm can expect to fill such a vacancy the quicker, the higher is matching efficiency. It follows that the firm has a better bargaining position vis-à-vis the employee, the higher is matching efficiency. Hence, a higher matching efficiency

⁴ The exposition builds on Pissarides (1990), Mortensen and Pissarides (1994), and Romer (1996), Ch. 10. See also Holmlund and Lindén (1993) and Fredriksson (1997) for direct applications to ALMPs.

means that the firm is able to negotiate a lower real wage at each level of employment.⁵

As a higher matching efficiency will shift both the employment and wage-setting schedules to the right, this effect must increase employment, whereas the effect on the real wage is ambiguous.

One should indeed expect active labour market policy in the form of job broking and counselling activities as well as completed labour market training to increase matching efficiency. This is the desired *treatment effect*. But there may also be a *locking-in effect* of training or job creation programmes working in the opposite direction if the participants do not exit from the programmes before they are completed. This effect tends instead to shift the employment and wage-setting schedules to the left. The consequence is then a tendency to lower regular employment (whereas the impact on the real wage is still unclear). Whether or not the treatment effect dominates the locking-in effect is an empirical issue.

2.2 Effects on the competition for jobs

Quite apart from their effect on matching efficiency, ALMPs may affect the degree of competition for the available jobs by making participants more competitive. This may result from several mechanisms (Layard et al., 1991; Nickell and Layard, 1999). Participation in an ALMP may help to maintain the motivation to seek actively for work, i.e. counteract the discouraged-worker effect of unemployment. The competition for jobs is also stimulated if ALMPs help to preserve or increase the skills of the unemployed. And employers may in general perceive participants in ALMPs as more attractive than the openly unemployed.

As a result, ALMPs may have a positive effect on labour force participation. In *Figure 4*, the labour supply schedule, showing the size of the work force, is then shifted to the right. The wage-setting schedule is also shifted to the right. The reason is that there are more workers competing for the same number of jobs: a given level of regular employment is thus associated with a lower job-finding probability, which worsens the outside option of employees in wage bargaining. The rightward shift of

⁵ One might think that an increase in matching efficiency should also have an effect working in the opposite direction because it will enable a quitter to find a new job more quickly. This is not, however, the case if employment is held constant. The probability for a job seeker to find a new job equals the aggregate number of matches divided by the aggregate number of job seekers in the economy. In a steady state with given employment (and a given number of job seekers), the number of matches is also given, if we assume – as is conventionally done – that the number of separations from jobs equals a fixed quit rate times employment.. It follows that at a given aggregate employment level, the probability for a job seeker to find a job is independent of matching efficiency.

the wage-setting schedule reduces the real wage and increases employment. It can, however, be shown that employment increases by less than the work force (Calmfors, 1994). This means that regular employment falls as a fraction of the *work force* at the same time as it increases as a fraction of the *population*. It thus matters how employment is measured when ALMPs are evaluated. As will be discussed in *Section 4*, these measurement issues may be important for judging the effects of labour market policy on employment.

The above discussion is, of course, a gross oversimplification, as the relevant issue often is how effectively a non-employed person searches for a job rather than one of whether or not the person is in the labour force and searches at all. If employed insiders dominate wage setting, it is the job finding probability of an unemployed insider rather than the average job finding probability of the unemployed that matters. If ALMPs raise the relative search efficiency of outsiders, the probability of finding a job for an insider falls, as competition for the available jobs is strengthened. This will also help shift the wage-setting schedule downwards and raise employment (Layard et al., 1991; Calmfors and Lang, 1995).

So, ALMPs may exert a positive employment effect by increasing the competition for the available jobs. But just as with matching efficiency, this requires that the earlier discussed treatment effects are stronger than the locking-in effects.

2.3 Effects on the productivity of job seekers

Another desired effect of ALMPs is to increase the productivity of job seekers (Calmfors, 1994). This is the aim of labour market training as well as of various work experience programmes, but such an effect may also arise because of on-the-job training in a pure job creation scheme.

An increase in the productivity of job seekers shifts the segment of the marginal product curve that applies to job seekers (non-employed workers), i.e. the segment to the right of the intersection with the wage-setting schedule, in *Figure 4* upwards. Everything else equal, this results in an increase in regular employment. But an increase in the productivity of job seekers may also cause their *reservation wages* to increase. If this occurs, the wage-setting schedule is also shifted upwards in this segment, which tends to offset the positive effect on regular employment. If the wage-setting schedule is shifted upwards by as much as the employment schedule, the net effect on

regular employment is zero. Whether or not such effects are important is an empirical issue.

2.4 Effects on the allocation of the work force

A fourth intended effect of ALMPs can be to change the allocation of the work force between different sectors. According to the Rehn-Meidner model (see *Section 1.1*), the original goal of active labour market policy in Sweden was to transfer labour from stagnating low-productivity sectors to expanding high-productivity sectors through training programmes and other mobility-enhancing measures. This effect is illustrated in *Figure 5* (see also Calmfors, 1995; and Fukushima, 1998) with real wages and employment relative to the sectoral labour force on the axes.

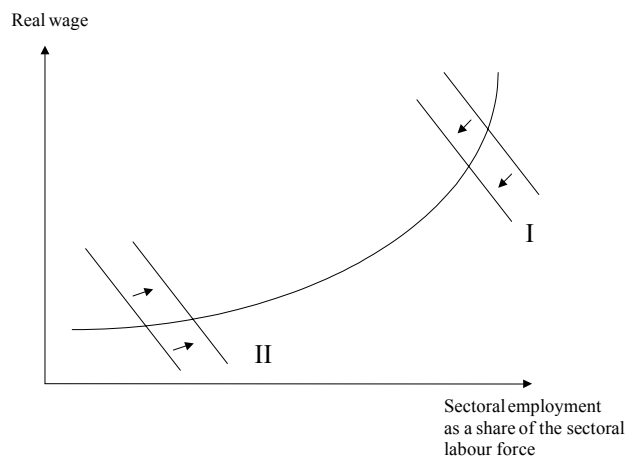


Figure 5: Reallocation of unemployed between a high-productivity sector and a low-productivity sector

Assume that there are two sectors in the economy: a high-productivity sector and a low-productivity sector. They have the same wage-setting schedule. The wage-setting schedule is steeper, the higher the employment rate in the sector (the share of the work force in the sector that is employed). Assume also that labour demand is higher in the high-productivity sector (curve I) than in the low-productivity sector (curve II), so that a larger share of the sectoral work force is employed in the high-productivity than in the low-productivity sector. A transfer of labour from the low-productivity to the high-productivity sector can be illustrated by a shift of the labour demand schedule to the left in the high-productivity sector and a shift to the right in the low productivity sector: labour demand as a share of the sectoral work force at a given real wage falls in the high-productivity sector where labour supply increases,

and rises in the low-productivity sector where labour supply decreases. Because of the convexity of the wage-setting schedule, the real wage increases only marginally in the low-productivity sector, but falls substantially in the high-productivity sector. As a consequence, the number of employed persons falls only a little in the low-productivity sector, whereas it increases by much in the high-productivity sector. The net result is that aggregate employment in the economy increases.

2.5 Direct crowding-out (displacement) effects

An unintended side effect of ALMPs is that they may crowd out regular labour demand (see e.g. Dahlberg and Forslund, 1999). This is likely to apply mainly to schemes of subsidised employment. It could be the case that the same persons would have been hired also in the absence of such subsidies or that the subsidies lead employers to substitute one category of workers for another. In the former case one speaks of a *deadweight effect*, in the latter case of a *substitution effect*. Such crowding-out (displacement) effects presuppose that the unemployed who are hired are substitutes – and not complements – to other employees in production, so that the hiring of unemployed workers lowers the marginal product of regular employees.

In terms of *Figure 4*, direct crowding-out means that the employment schedule (the regular labour demand schedule) is shifted to the left. This tends to reduce both the real wage and regular employment.

The direct crowding-out effects need to be seen in association with the competition effects in *Section 2.2*. Even if there is complete crowding-out, there may be a positive employment effect to the extent that employment of long-term unemployed (outsiders) crowds out employment of insiders, so that the latter group meets more competition. The crowding-out effects may thus be necessary to reach the desired competition effects.

2.6 Accommodation effects on wage setting

Participation in ALMPs may also give rise to unintended side effects on wage setting because the welfare of the unemployed is affected. To improve the welfare of the unemployed is often seen as an important objective of active labour market policy in itself. There are several possible effects:

- Participation in ALMPs may imply higher incomes for job seekers than would otherwise be the case, if compensation there is higher than the unemployment benefit (Calmfors and Nymoén, 1990; Calmfors and Forslund, 1991).

- Participants in ALMPs may experience a higher degree of psychological well-being than the openly unemployed, because programme participation is considered more meaningful (Korpi, 1994a).
- If programme participation is expected to improve future labour market prospects, it will increase the expected future welfare of participants (Calmfors and Lang, 1995).
- If programme participation means that the participants renew their eligibility for unemployment compensation (the earlier Swedish system) or is used as a supplement to extend the period of income support beyond the maximum unemployment benefit period, this will also raise the future expected incomes of the unemployed.

All the above effects reduce the welfare difference between having and not having a job. Hence, they increase wage pressure both under collective and individual wage bargaining. Trade unions have an incentive to negotiate higher wages, if those who risk losing their jobs as a consequence of wage rises face better alternative opportunities. Individuals acquire a better bargaining position vis-à-vis their employers, the higher their expected welfare if they quit. In terms of *Figure 4*, the wage-setting schedule is shifted upwards. This means higher real wages and lower regular employment. This can be seen as an *accommodation effect*, which leads to *indirect crowding-out* of regular jobs.

However, there may also be a "control effect" working in the opposite direction (Jackman, 1994). Participation in ALMPs and active job search on part of the unemployed are requirements to receive unemployment compensation. So for some unemployed individuals, programme participation means a welfare loss because they can no longer allocate their time freely. Judging from the reactions of some of the unemployed, the so-called *activity guarantee* in Sweden, which was initiated in 2000, may to some degree work in this way (see *Section 1.2*). To the extent that this is the case, the above effects are reversed, and the wage-setting schedule tends to be shifted downwards.

2.7 The effects of ALMPs

Our analysis is summarised in *Table 4*, which shows the expected direction of the various effects. We have put question marks where the expected effects may theoretic-

cally be counteracted by other effects. This applies to matching efficiency and the competition for jobs, where treatment and locking-in effects work in opposite directions. It applies also to the accommodation effects on wage setting, where the wage-rising effects may be counteracted by control effects. We have indicated with parentheses that the positive productivity effects may be offset by increased reservation wages.

Table 4 The expected effects of ALMPs – a summary of the theoretical discussion

	The wage given employment (wage pressure)	Regular employment given the wage	Net effect on regular employment
Matching	- (?)	+ (?)	+ (?)
Competition	- (?)	0	+ (?)
Direct displacement	0	-	-
Accommodation	+ (?)	0	- (?)
Productivity of job seekers	(+)	+	+ / (0)
Allocation of labour force	-	0	(?)

The net employment effect of ALMPs is obviously an empirical issue. The rest of the paper is devoted to a survey of the empirical research on the employment effects of ALMPs in Sweden. These studies are in principle of two types: microeconomic and macroeconomic. The microeconomic studies evaluate the effects of participation in ALMPs for the participating individuals, whereas the macroeconomic ones examine the aggregate general-equilibrium effects.

The microeconomic studies can benefit from data sets with a large number of observations. By examining whether participation in ALMPs implies larger employment chances as compared to non-participation, these studies can give indications of the effects on matching efficiency, the competition for jobs, the productivity of the participants and the re-allocation of labour. Knowledge on these effects can also be obtained by examining how programme participation affects the mobility of job seekers, their search behaviour and the attitudes of employers.

The microeconomic studies of the effects on individuals do not by definition capture the effects of ALMPs on non-participants. These general equilibrium effects can only be examined in macroeconomic studies. This applies, for example, to the direct crowding-out effects and the accommodation effects on wage setting. Only the macroeconomic studies can give the full picture of the effects of ALMPs on employment

and wages. But a problem with these studies is that the number of observations is often small.

The two types of studies complement each other. The two subsequent sections summarise the studies of these types that have been made in Sweden.

3 Microeconomic studies

This section surveys the evidence from microeconomic studies of the effects of ALMPs on the participants. We focus on the effects on regular employment, but look also at the effects on income (since income depends positively on employment).

The issue is how the labour market outcome of participants compares to the outcome that would have prevailed had they not participated in an ALMP. The crucial element in such an evaluation is to find a comparison group whose outcome equals the counterfactual needed to establish the treatment effects. Evaluations are plagued by potential problems of *sample selection bias*. There is a large literature on this evaluation problem, which was initiated by Heckman (1979) (see e.g. Heckman et al., 1999). However, the set-up of the Swedish labour market policy differs from the one usually considered in the evaluation literature. As discussed in *Section 2.2*, there is a wide array of continuously ongoing programmes for the unemployed. All unemployed may, theoretically, participate and most long-term unemployed do so repeatedly during their unemployment spell(s). Therefore, it is difficult to find a proper comparison group who neither *has participated* nor *will participate* in the future in an ALMP. The choice for an unemployed is to participate in a programme now or *later*, rather than now or *never* (see Carling and Larsson, 2000a; and Sianesi, 2001, for a further discussion). As a consequence, the mere existence of programmes may influence the behaviour of non-participants also.

Also, the fact that most long-term unemployed will ultimately participate in (several) ALMPs makes it difficult to evaluate the long-term effects. First, it is difficult to relate estimated effects to specific ALMPs. Second, the number of openly unemployed who have never participated, and can therefore be used as a comparison group, will be very small. This problem is genuine if treatment effects are not immediate and rapidly transient (Carling and Larsson, 2000b). Third, as every long-term unemployed is likely sooner or later to participate in an ALMP, the problem of sample selection

bias is exacerbated: job seekers with large difficulties of finding a job tend to be over-represented among ALMP participants (Sianesi, 2002).

The evaluation literature on Swedish ALMPs since the mid-1980s must therefore be interpreted with caution. It is possible that these evaluations analyse the effect of participating at *a specific point in time rather than later* or in *a certain programme rather than in another* instead of the effect of participation compared to non-participation as such.

The early Swedish evaluation literature proceeds from small and “special” data sets based on survey data and/or information from personal files kept at the employment offices. The research of the 1990s leans heavily on the event data base Händel (which comprises information on all registered job-seekers since 1991) and sometimes combines this with register or survey data on employment and income. Statistics on search behaviour and employer attitudes are based on survey data.

This part is organised as follows. *Section 3.1* looks at treatment effects of labour market training (LMT), whereas *Section 3.2* focuses on the effects of job-creation programmes. *Section 3.3* summarises what is known about the treatment effects on youth. *Section 3.4* summarises the evidence on the effects of ALMPs on the search behaviour of participants, and *Section 3.5* reviews the effects on employer attitudes.

3.1 Labour market training

The research on the effects of labour market training is summarised in *Table 5*.

Table 5 Treatment effects of labour market training (LMT)

Study	Programme and timing	Sample	Dependent variable	Results
Edin & Holmlund (1991)	LMT, 1981–84	Register and survey data on 800 16–24 years old unemployed in the Stockholm area, 1981	Reemployment probability in subsequent unemployment spells	Significant, positive effect
Axelsson & Löfgren (1992)	LMT, 1981	Register and survey data on 2000 participants. Random selection and representative sample	(i) Yearly income 1982 and 1983; and (ii) Income growth 1981–82 and 1981–83	Significant, positive effects
Korpi (1994b)	LMT, 1981–84	Register and survey data on 800 16–24 years old unemployed in the Stockholm area, 1981	Duration of employment	Insignificant effect

Harkman, Jansson & Tamás (1996)	LMT, 1993	Register and survey data on 3000 20–54 years old participants. Random selection and representative sample	Regular employment 6 months and 2.5 years after programme	Positive effect only if potential selection is not considered
Harkman (1997)	LMT, 1994	Register and survey data on 3000 20–54 years old participants. Random selection and representative sample	Regular employment 2 years after programme	Significant, negative effect of training \leq 100 days; no significant effect of training \geq 100 days; the <i>difference</i> of 4 % between short and long programmes is significant
Regnér (1997)	LMT, 1989–91	Register data on 9000 participants. Non-participating comparison group through matching. Random selection and representative sample	Yearly income 1990–92	Significant, negative effect 1 year and insignificant effect 3 years after programme
Harkman, Johansson & Okeke (1999)	LMT & computer activity centres, 1996	Register and survey data on 3000 20–54 years old participants. Random selection and representative sample	Regular employment 1 year after programme	Positive effect of LMT only if potential selection is not considered; no significant effect of computer activity centres
Larsson (2000)	LMT, 1992–93	Register data on 600 20–24 years old participants. Non-participating comparison group through propensity score matching	(i) Yearly income; and probability to (ii) obtain a job; or (iii) proceed to regular education 1–2 years after programme	Significant, negative effects
Johansson & Martinsson (2000)	Swit, 1999	Register and survey data on 4000 Swit participants. Comparison group = 7000 participants in similar traditional IT training	Regular employment 6 months after programme	Significant, positive effect
Okeke (2001)	LMT, 1998–99	Register and survey data on a stratified subsample of participants. Non-participating comparison group through propensity score matching	Regular employment 6 months after programme	Significant, large positive effect
Richardson & van	LMT, 1993–2000	Register data on a 1	Unemployment	Significant, negative

den Berg (2002)		% random subsample of all who became openly unemployed 930101–000622 (5000 individuals of whom 665 participated in LMT). Bivariate duration model with individual heterogeneity	duration	effect that vanished within two months after the training ended if unemployment duration is measured from the end of LMT; insignificant effect if unemployment duration is measured from the start of programme participation.
Sianesi (2002)	LMT, 1994–99	Register data on 30,800 adult individuals, entitled to unemployment benefits, who entered employment offices for the first time in 1994 (1,387 in LMT)	(i) Employment rate; (ii) Job attachment on the first job found; and (iii) Benefit collection	(i) Significant, negative effects on employment rates up to 30 months, then insignificant effect; (ii) significant, negative effect on employment duration; and (iii) significant, positive effect on benefit collection. The comparison is between participation now and “waiting in open unemployment”

Although results vary a lot between studies, some conclusions can be drawn. The estimated effects of labour market training differ between the 1980s and 1990s. Evaluations of training acquired during the first half of the 1980s suggest positive effects on participants’ employment and/or income. Evaluations of training that took place in the 1990s usually find instead insignificant or significantly negative effects. Okeke (2001) and to some extent Richardson and van den Berg (2002) are, however, exceptions to this pattern.

Okeke found large positive effects of labour market training undertaken in 1998–99. It is, however, difficult to interpret the study, as it is not clear from the presentation how the control group has been selected, but the procedure used might imply a positive bias.⁶ Richardson and van den Berg find that training (in the 1993–2000 pe-

⁶ This is discussed in Larsson (2001). She points to the problem that arises because the study follows programme participants who have *completed* training (and not participants who have *started* training). The control group can then be chosen in two ways. Programme participants can be compared either with non-participants who have been unemployed for as long a time as the programme participants before they started the programme or with non-participants whose unemployment spell equals the sum of the unemployment spell and the time in training of participants. Both procedures are likely to give a positive bias in the estimation of the treatment effect. In the first case the reason is that non-participants get a longer period of effective job search than participants, as the former

riod) reduces unemployment duration when this is measured from the end of the programme. But the effect becomes insignificant when unemployment duration is measured from the start of the programme. This suggests that a negative locking-in effect of labour market training more or less offsets a positive treatment effect once the programme has been completed.

Several – but not all – of the studies finding unfavourable results of training refer to the first half of the 1990s when programme volumes were very large. This is discussed in more detail in *Section 6.3*.

The study by Sianesi (2002) deserves a special comment, as she has explicitly taken the problem that all long-term unemployed are likely sooner or later to end up in labour market programmes into account. She therefore tries only to estimate the effect of joining a training programme at a certain point of time rather than later. The control group is chosen to be all those who are not participating in a programme at that point of time.

Another observation refers to the differences between short-run and effects of labour market training. The short-run effects are often insignificant or even negative. However, with a time horizon of a few years the estimated effects are more positive (1980s) or are, at least, no longer negative (1990s). A conceivable explanation is that training increases the reservation wages of participants (see *Section 3.3*). However, Richardson and van den Berg (2002) find a different pattern. According to their study, the treatment effect of training vanishes after two months. The authors suggest that the short-run treatment effect could be due mainly to extra placement efforts on the part of employment officers.

There is some evidence to suggest that income and employment effects increase with the length of training. But here the amount of research is very small.

3.2 Job creation

There are a number of studies on the effect of job creation, of which a few looks also at the effect of labour market training. However, given the amount of different job creation programmes, less is known about the specific effect of single programmes

are likely to search more effectively for a job than participants during the period the latter spend in the programme. In the second case non-participants with a low job-finding probability (who are thus not likely to have found a job during the programme period of the participants) will be over-represented in the control group.

than about labour market training. The studies of job creation measures are surveyed in *Table 6*.

Table 6 Treatment effects of job creation

Study	Programme and timing	Sample	Dependent variable	Results
Sehlstedt & Schröder (1989)	Recruitment subsidies & relief work, 1984	Register and survey data on 20–24 years old unemployed, 1984	Labour market situation, 1987	Significant, positive effect of recruitment subsidies if part of an “action plan”. No significant effect of relief work
Edin & Holmlund (1991)	Relief work, 1977–84	Register and survey data on 800 16–24 years old unemployed in the Stockholm area, 1981; and register data on 300 displaced workers in northern Sweden, 1977	Job finding probability in (i) the contemporary; and (ii) subsequent unemployment spell(s)	Significant, negative effect in the contemporary unemployment spell, but significant, negative effect on subsequent unemployment spells
Korpi (1994b)	Relief work, 1981–84	Register and survey data on 800 16–24 years old unemployed in the Stockholm area, 1981	Duration of employment	Significant, positive effect
Axelsson, Brännäs & Löfgren (1996)	LMT, work experience schemes, relief work & youth practice, 1993	Register data on 10 000 20–54 years old unemployed, 1993	Employment within 30 days after programme	LMT, work experience schemes and relief work are equivalent alternatives, but youth practice is better
Harkman, Johansson & Okeke (1999)	Recruitment subsidies, trainee replacement schemes, work placement schemes, relief work & work experience schemes, 1996	Register and survey data on 3000 20–54 years old participants. Random selection and representative sample	Employment 1 year after programme	Large significant, positive effects of recruitment subsidies, and significant, positive effects of trainee replacement and work placement schemes as well. No significant effects of relief work and work experience schemes
Carling & Gustafson (1999)	Self-employment grants & recruitment subsidies, 1995–96	Register data on individuals with self-employment grants (9000) or recruitment subsidies (14 000) in 1995 or 1996	The duration of employment	Significantly better employment results for self-employment grants than for recruitment subsidies

Okeke (1999)	Self-employment grants, 1994	Register and survey data on (to) 7000 enterprises (entrepreneurs)	Enterprise survival rate 1997	No significant difference between enterprises with and without self-employment grants
Larsson (2000)	Youth practice, 1992–93	Register data on 600 20–24 years old participants. Non-participating comparison group through propensity score matching	(i) Yearly income (ii) Employment (iii) Regular education 1–2 years after programme	Significant, negative effect on yearly income and employment; no significant effect on education
Okeke & Spång Enbuske (2001)	Self-employment grants, 1995	Register and survey data on 8000 entrepreneurs	(i) Enterprise survival rate; and (ii) probability to earn a living through the enterprise, 1998	No significant difference between enterprises with and without self-employment grants. Self-employment grants have, according to self-reported averages a positive effect on the probability to earn a living through the enterprise
Carling & Richardson (2001)	Work experience schemes, LMT, work placement schemes, relief work, computer activity centres, recruitment subsidies, self-employment grants, trainee replacement schemes, 1995–1997	Register data on 25 000 individuals who became unemployed and began their first programme in 1995–97	Unemployment duration	Significantly better results for recruitment subsidies, self-employment grants, trainee replacement schemes and work placement schemes than for LMT, computer activity centres, work experience schemes and relief work
Sianesi (2002)	“Work practice” (= work experience <i>plus</i> work placement schemes), LMT, relief work, recruitment subsidies and trainee replacement schemes, 1994–1999	Register data on 30800 25–54 years old who became unemployed for the first time in 1994 and were entitled to unemployment benefits. Comparison group through propensity score matching	(i) Employment rate over time (ii) Job attachment on the first job found (iii) Benefit collection	Significantly better results for recruitment subsidies and trainee replacement schemes than for LMT, “work practice” and relief work. Subsidies also better than “waiting in open unemployment” both in terms of employment rates and job attachment

Some of the studies in *Table 6* have tried to evaluate the effects on subsequent employment of participation in various job creation programmes as compared to open

unemployment, whereas other studies have tried only to compare various programmes with each other (but not with open unemployment) or to study the effect of participating in a programme at a given point of time rather than later. The latter studies avoid the problem that most long-term unemployed will sooner or later end up in a programme, which makes it hard to find a comparison group of non-participants (see the discussion in the introduction to *Section 3*).

The evidence suggests that the job creation programmes work better the closer they are to a regular employment relation. Self-employment grants and recruitment subsidies (and possibly also work placement schemes) appear to have positive effects on subsequent regular employment, while work experience schemes and relief work do not. This ranking of programmes is also supported by the studies that only compare different programmes with each other. It is also interesting to note that the “best” job-creation programmes seem to work better than labour market training.

A last point of interest refers to Sianesi (2002), who analysed also the effect of ALMPs on the probability to obtain unemployment benefits over time. She found that participants in the three programmes (“work practice”, labour market training and relief work) that did less well in terms of employment increased the likelihood (of participants) to obtain benefits significantly. This indicates that the possibility to renew eligibility for unemployment insurance could have been an incentive to join a programme. Another aspect of this problem is illuminated by Sianesi (2001), who studied the impact of ALMPs *as a whole* in 1994-99 (aggregating all programmes into a composite variable) for all (116 000 individuals) who registered as unemployed in 1994. According to this study, those who entered a programme at a given date remained unemployed for about two months longer than those who joined at a later date.⁷ The worst results were obtained for participants who joined a programme close to the time of benefit exhaustion (after 14 months of unemployment), possibly mainly in order to renew benefit eligibility.

⁷ The results in Sianesi (2001) are somewhat contradictory, as she also found that those who joined a programme (as opposed to waiting) had significantly higher employment probabilities (of the order of magnitude of five percentage points) over the first five years after the start of the programme. This holds for the whole period except for the first six months, which corresponds to the actual length of most programmes. The study also examined the effect of programmes on the probability of retaining a job when once found and on the probability of escaping unemployment if falling back into it, but could not find any significant effects.

3.3 Effects for youth

The estimated effects of programmes for young people vary. Several earlier studies of the 1980s found positive effects, at least for some programmes in some circumstances and in the long run. But these results were based on small samples and cannot be generalised to the population at large. The one study of the 1990s (Larsson, 2000) found negative employment and income effects of both labour market training and youth practice. In addition, she found that labour market training (but not youth practice) had a decreasing effect on the transition rates to regular education. The reasons behind these results are not clear. But the fact that Harkman, Jansson and Tamás (1996) – who analysed the effect of training for an, on average, older population – did not find a similar effect indicate that the results obtained by Larsson may relate to the age group as such.

3.4 Search activity

The probability to obtain a job is influenced by the job applicants' search activity. It is therefore of interest to study whether or not ALMPs influence search activity. This is the topic of a number of survey studies, which have examined the difference in search behaviour between programme participants and openly unemployed. The studies are summarised in *Table 7*.

Table 7 Search activity

Study	Programme and timing	Sample	Dependent variable	Results
Sehlstedt & Schröder (1989)	Relief work, 1984–85	Register and survey data on 500 20–24 years old unemployed, 1984	Search activity and number of search methods	Significant, negative effect
Edin & Holmlund (1991)	Relief work, 1977–84	Register and survey data on 800 16–24 years old unemployed in the Stockholm-area, 1981	Search activity and number of search methods	Significant, negative effect
Ackum Agell (1996)	LMT & job creation programmes (work experience schemes, relief work & trainee replacement schemes), 1993–94	Survey data on 4000 20–54 years old unemployed, 1991	Search activity and number of search methods	Significant, negative effect

The studies of search activity point to important locking-in effects of ALMPs. Irrespective of timing, programme and age group, all surveys find that openly unemployed search more frequently and in more ways than programme participants. Ackum Agell (1996) emphasised that participants have less time to search for work than do non-participants. Also, it can be beneficial to society at large that participants do not look for work if the programme forms part of a comprehensive plan to improve their labour market prospects. But this conclusion no longer holds if placement in ALMPs is used to renew eligibility for unemployment insurance. Either way, the studies of search activity do suggest that ALMPs cause locking-in effects.

3.5 Employer attitudes

Employer attitudes towards different categories of job applicants is another factor that influences the possibility of finding a job. Several survey studies have examined the effect of ALMPs in this respect. The studies are summarised in *Table 8* and the conclusions are given below.

The most favourable results for the effects of ALMPs on individuals are obtained in survey studies of employer attitudes. Although questions and estimated effects differ, the studies of attitudes suggest that employers judge former ALMP participants more favourably than unemployed who have not participated in programmes. This evidence also suggests that labour market training is preferred to the other programmes.

Table 8 Employer attitudes

Study	Source of information	Sample	Dependent Variable	Results
Agell & Lundborg (1995)	Survey, 1991	Personnel managers at ~ 150 companies	Share who believes that (i) unemployed non-participants; and (ii) participants are potentially less productive than other job seekers	(i) Openly unemployed 21% (ii) Programme participants 18 %
Behrenz (1998b)	Survey, 1995	Company representatives at ~ 800 companies	Share who automatically sorts out (i) unemployed non-participants; and (ii) participants	(i) Openly unemployed 4.2 % (iia) LMT participants 1.2 % (iib) Participants in other programmes 1.6 %
Agell & Lundborg (1999)	Follow-up survey, 1998	Personnel managers at ~ 150 companies	Share who believes that (i) unemployed non-participants and (ii) participants are potentially less productive than other job seekers	(i) Openly unemployed 27 % (iia) LMT participants 15 % (iib) Participants in work experience schemes/ relief work 20%
Klingvall (1998)	Survey, 1998	Employers at ~ 280 workplaces	Share who prefers to hire one category rather than another	(i) Openly unemployed 2 % (iia) LMT participants 30 % (iib) Participants in other programmes 20 %

4 Macroeconomic studies

This section surveys the macroeconomic studies of the total (general equilibrium) effects, of ALMPs in Sweden. Doing this we follow our earlier classification in *Table 4*.

There are some general methodological problems in the macroeconomic studies. It may be difficult to obtain precise estimates of effects because the number of observations that can be used in the econometric analyses is often small. Another problem is two-way causality. It is not only the case that ALMPs may affect (un)employment, but changes in the labour market situation may also trigger political decisions to adjust the volume of ALMPs. This may give rise to simultaneity bias and identification problems. We repeatedly return to how this issue has been handled in various studies below.

Section 4.1 reviews the macroeconomic evidence on the effects on the matching process. *Section 4.2* discusses direct crowding-out (displacement) effects and *Section 4.3* the effects on labour force participation. *Section 4.4* surveys the studies of aggregate wage-setting effects, which are the net of several of the effects discussed in *Section 2*. *Section 4.5*, finally, reviews reduced-form estimations of the total effects on (un)employment.

4.1 Beveridge curves, matching functions and migration relationships

A first type of macroeconomic studies directly shed light on the efficiency of the matching process. These studies concern *Beveridge curves*, *matching functions* and *geographical mobility*.

Somewhat surprisingly, only two studies of Sweden have looked at the effects of ALMPs on matching in a *Beveridge curve* context (Jackman et al., 1990; Calmfors, 1993) Neither of the two available Beveridge curve studies show any effects of ALMPs on matching efficiency.⁸ But the main conclusion is that we largely lack knowledge of the Beveridge curve effects as none of the studies covers the 1990s.

There are two studies of matching functions, which relate the number of hirings to the numbers of vacancies and unemployed, on Swedish data. Edin and Holmlund (1991) found that programme participation contributes to matching, but that the effect is only half that of open unemployment.⁹ This suggests that locking-in effects dominate treatment effects of these programmes in the short run. Hallgren (1996) found that subsidised employment had a significant negative impact on matching, whereas the opposite was true for labour market training. But again the main conclusion is the lack of empirical knowledge.

Geographical mobility is one important dimension of the matching process. Hence, the effects of ALMPs on this variable may serve as a proxy for the effects on matching. Here, several studies have been made. They are summarised in *Table 9*.

⁸ The relevant relationship to look at is the one between vacancies and *total* unemployment (the sum of open unemployment and programme participation). Calmfors (1993) estimates how this relationship is affected by a change in the accommodation ratio (the ratio between programme participation and total unemployment). Jackman et al. (1990) study instead the relationship between vacancies and *open* unemployment, but their results are recalculated in Calmfors (1993).

⁹ The authors could not reject the hypothesis that relief work and labour market training have the same effect (and that this effect is half that of open unemployment). However, when the effects of training and relief work were estimated separately, it could not be rejected that training and unemployment have the same effect.

Table 9 The effects of ALMPs on geographical mobility

Study	Data	Results
McCormick & Skedinger (1991)	24 counties, 1968–85	Locking-in effects
Nilsson (1995)	24 counties, 1966–93	Locking-in effects
Westerlund (1997)	24 counties, 1970–89	Locking-in effects or insignificant results
Heiborn (1998)	24 counties, 1964–93	Mixed results
Westerlund (1998)	24 counties, 1970–89	Mixed results
Widerstedt (1998)	541 males, 1981–91	No effects
Fredriksson (1999)	24 counties, 1968–93	Small locking-in effects

As is clear from the table, the results concerning geographical mobility are mixed. But most of the evidence suggests that ALMPs have reduced mobility.

4.2 Direct crowding-out (displacement)

As discussed in *Section 2.5*, job creation programmes are likely to cause direct displacement. The studies of this fall into two categories: (i) *survey* studies; and (ii) *econometric* studies of labour demand.

Survey studies

In a number of surveys, employers, programme participants and employment officers have been asked whether they (i) believe that the work performed by programme participant(s) would have been performed by *anyone* in the absence of the programme (*substitution effects*); and (ii) in some cases, if this question was answered in the affirmative, whether the same person(s) would have been employed (*deadweight effects*).

Such surveys suffer from a number of problems. First, participants may have an exaggerated view of their importance for the activity concerned. This could lead to an upward bias in the estimated displacement. Second, both employers and employment officers have incentives to avoid the impression that programmes are abused, which could give a bias in the opposite direction. Third, respondents are not likely to be able to evaluate the extent to which programmes crowd out employment in other workplaces than that associated with the programme.

A number of survey studies are summarised in *Table 10*. Although the results vary considerably, all studies but one indicate that direct displacement occurs. In most cases the estimated displacement is substantial.

Table 10 Survey studies of direct displacement^a

Study	Method	Programme	Results
Sehlstedt & Schröder (1989)	Interviews with participants and supervisors	RS for youth	Participants: 49 % Supervisors: 23 %
LO (1993a, 1993b, 1994a, 1994b)	Questionnaires to participants	WES	20–39 %
Temo (1993, 1994, 1995) ^b	Telephone interviews with participants, employers and employment officers	WES	Participants: 17 % 1993, 12 % 1994; Organisers: 3–7 %
NUTEK (1994)	Questionnaires to participants and employers	WES	About 30 % according to both participants and employers
AMS (1995)	Questionnaires to organisers	RS	36 % (of which slightly more than half would have recruited the same person).
Hallström (1995)	Interviews with participants	WES	20–25 %
Anxo & Dahlin (1996)	Questionnaires to employers	TES, GES	84 % (GES); 69 % (TES)
AMS (1997)	Questionnaires to participants	RW, WPS, MYP, WES, TRS, RS	RW: 24 %; WPS: 16 %; MYP: 10 %; WES: 8 %; RS: 48 %; TRS: 42 %
AMS (1998a)	Questionnaires to participants	WES, TRS, RS, MYP, RW, WPS	WES: 13 %; TRS: 51 %; RS: 40 %; MYP: 14 %; RW: 27 %; WPS: 21 %
AMS (1998b)	Questionnaires to participants and employers	RS, RW, WES, TRS, WPS, TPJ, RJ, MYP	RS: 35 %; RW: 14 %; WES: 0 %; TRS: 32 %; WPS: 8 %; TPJ: 1 %; RJ: 1 %; MYP: 3 %
Johansson (1999)	Questionnaires to participants and employment officers	RJ	Participants: 16 %, 26 % ^c ; Employment officers: 11 % ^d .

Notes:

- The following abbreviations are used in the table: WES – work experience schemes, WPS – work placement schemes, RW – relief work, GES – general employment subsidy, MYP – municipal youth programmes, TPJ – temporary public jobs, RJ – resource jobs, TES – targeted employment subsidy, RS – recruitment subsidy, TRS – trainee replacement schemes.
- The Ministry of Labour commissioned the study and the results were reported in AMS (1997).
- This refers to answers to the question whether the participant believes that the employer actually could have afforded to hire someone in the absence of the programme.
- The fraction that answered "Yes, in most cases".

A way to summarise the information in *Table 10* is to compute the average displacement for each programme according to the studies shown. The results are reported in *Table 11*, where the programmes have been ranked according to the size of the average displacement effect.¹⁰ There is a clear tendency that the closer to the regular labour market a programme is, the larger is the estimated displacement. For recruitment subsidies, trainee replacement schemes, general employment subsidies, and targeted employment subsidies, the estimated displacement effects are between 39 and 84 percent.

Table 11 Average direct displacement effects according to the studies in *Table 10*.

Programme	Average displacement effect (%)	Number of studies
Temporary public jobs (TPJ)	1.0	1
Municipal youth programmes (MYP)	9.0	3
Resource jobs (RJ)	14.3	3
Work placement schemes (WPS)	15.0	3
Work experience schemes (WES)	15.6	11
Relief work (RW)	21.7	3
Recruitment subsidies (RS)	38.5	6
Trainee replacement schemes (TRS)	41.7	3
General employment subsidy (GES)	69.0	1
Targeted employment subsidy (TES)	84.0	1

In addition to the studies in *Table 10*, a number of earlier studies (Peterson and Vlachos, 1978; AMS, 1981; AMS, 1983; AMS, 1985; RRV, 1989) used survey methods to estimate the total employment effects of temporary or permanent wage subsidies. The identified employment effects were generally small. So, these studies, too, suggest substantial displacement.

Econometric studies of direct displacement

The econometric studies identify the relationship between programmes and regular employment by comparing actual employment with the employment that would have been realised in the absence of programmes. Most of the studies have estimated traditional labour demand schedules augmented with measures of the volume of programmes.

A fundamental problem for econometric studies of direct displacement is that the relation between programmes and employment goes both ways: employment may

¹⁰ The table should be interpreted with caution, as the averages derive from studies using different methods, and some programmes have been subject to a large number of studies and others to only a few ones.

depend on programme participation, but the size of programmes is also likely to depend on (un)employment. This *simultaneity problem*, discussed in the introduction to *Section 5*, may give rise to biased estimates of the effects of ALMPs. The problem is considered in different ways and to a various extent in the studies.

The econometric studies of displacement are much fewer than the survey studies. The results are summarised in *Table 12*.

Table 12 Econometric studies of direct displacement

Study	Programme, data	Results
Gramlich & Ysander (1981)	RW; aggregate time series data 1964 – 77.	Road construction: 100 %; Health and welfare: 0 %
Forslund (1996)	WES, LMT, RW, youth programmes, TRS; panel of the Swedish municipalities 1990 – 94.	WES: 0 %; LMT: 0 %; RW: 84 %; youth programmes: 76 %
Forslund & Krueger (1997)	RW; panel of the Swedish counties 1976 – 91, 1980 – 91.	Construction workers: 69 %; Health and welfare 0 %
Löfgren & Wikström (1997)	WES, LMT, RW, youth programmes, TRS; panel of the Swedish municipalities 1990 – 94.	WES: 0 %; LMT: 0 %; RW: 0 %; youth programmes: 94 %; TRS: 0 %
Dahlberg & Forslund (1999)	RW, LMT, subsidised employment; panel of the Swedish municipalities 1987 – 96.	RW: 66 %; LMT 0 %; subsidised employment: 65 %
Edin, Forslund & Holmlund (1999)	Youth programmes; panel of the Swedish municipalities 1990 – 94.	76 %

Note: Only results that are significantly different from zero are shown. Where the authors have estimated several models, we show the results preferred by the authors. For abbreviations, see *Table 10*. In addition to the notation in that table, LMT denotes labour market training.

Generally, the econometric studies give higher estimates of displacement than the survey studies. Typical figures are well above 60 percent. One possible explanation for the difference in results is that displacement is partly the result of distorted competition. Such effects are clearly difficult to assess for the respondents in survey studies. Another difference between the two types of studies is that many of the econometric investigations do not distinguish between different programmes. Hence, the effects are averages over several programmes. As an example, both work experience schemes and youth practice were included in “subsidised employment” in Dahlberg and Forslund (1999). The average displacement effect for subsidised employment in this study was 65 percent. This figure would, for example, be consistent with youth programmes crowding out significantly more than 65 percent and work experience schemes crowding out significantly less.

Most of the studies of displacement effects have tried to handle the simultaneity problem discussed in the introduction to Section 4 through various methods (vector autoregressions, instrumental-variable estimations, and comparisons between sectors with and without job creation schemes). The fact that the studies have not found displacement effects of labour market training (although the size of training programmes can be expected to change in response to the employment situation in a similar way as job creation programmes) also suggests that the relationships found reflect the effect of programmes on employment rather than the other way around.

4.3 Labour force participation

The effects of ALMPs on labour force participation is yet another area where research efforts have been modest. We are aware of only three studies that deal directly with the issue: Wadensjö (1993), Johansson and Markowski (1995), and Johansson (2002). All studies indicate strong positive effects of ALMPs on labour force participation.

In *Section 2.2* we discussed how a positive effect of ALMPs on labour force participation could lead to a fall in employment as a share of the labour force, at the same time as employment increases as a share of the population. For this reason, different ways of measuring regular employment (relative to the labour force or to the population) in other studies can give indirect evidence on the labour force effects. For example, Dahlberg and Forslund (1999) found that direct displacement was larger when regular employment was measured as a share of the labour force than when it was measured as a share of the population. This result is also consistent with a positive effect of ALMPs on labour force participation.¹¹

However, the results on labour force participation should be interpreted with caution. If programme participation has been used as a means to renew eligibility for unemployment benefits, the increase in labour force participation has not necessarily meant an increase in *effective* labour supply.

4.4 Wage setting

For a number of reasons discussed in *Section 2*, ALMPs may affect wage setting. The mechanisms involve effects on matching, the competition in the labour market, the welfare and productivity of job seekers, and the allocation of the labour force across

¹¹ Löfgren and Wikström (1997) also found larger displacement effects when employment was measured relative to the labour force than when it was measured relative to the population.

sectors. The net effect is theoretically unclear. Estimates of *wage-setting schedules* can throw light on this issue. A large number of such studies have been undertaken. In all cases, real wage equations including measures of unemployment and the volume of labour market programmes as explanatory variables have been estimated. The main results are summarised in *Table 13*.

Table 13 The effects of ALMPs on the real wage^a

Study	The effect of ALMPs	
	Short run	Long run
Newell & Symons (1987)	0	0
Calmfors & Forslund (1990, 1991)	+	+
Calmfors & Nymoen (1990)	+	+
Holmlund (1990)	na	+
Löfgren & Wikström (1991) ^b	+/0	0/+
Skedinger (1991) ^c	+	+
Forslund (1992) ^d	+/-	+/-
OECD (1993) ^e	-	-
Edin, Holmlund & Östros (1994) ^f	0/0/0	0/0/0
Forslund & Risager (1994) ^g	0	0
Forslund (1995)	0	+
Blomskog (1997) ^h	na	+/-/0
Okeke (1998) ⁱ	na	-
Johansson, Lundborg & Zetterberg (1999) ^j	+/+	+/+
Rødseth & Nymoen (1999)	0	+
Forslund & Kolm (2000)	0	0
Thomas (2000)	-	na

Notes:

- a. A "+"-sign indicates a significantly positive effect, a "-"-sign a significantly negative effect and "0" no significant effect.
- b. The first effect refers to relief work, the second to labour market training.
- c. Data pertain to different groups of employees in mining and manufacturing 1971–88. The programme studied is relief work.
- d. The data refer to twelve unemployment insurance funds. The first effect refers to relief work, the second to labour market training.
- e. The regression covers the period 1985–90 for a cross-section of 19 OECD countries. A number of effects were assumed to be equal across countries, whereas the effect of ALMPs was estimated separately for each country.
- f. The estimates pertain to individual wages for workers in engineering 1972–87. The effects refer to total programmes, labour market training and relief work, respectively. The results in the table are IV estimates. OLS estimates gave significant, wage-reducing effects of total programmes and labour market training both in the short run and in the long run, and of relief work in the long run.
- g. Separate estimates for industry and the rest of the business sector.
- h. Different results in different model specifications.
- i. The estimated models are "wage curves" on micro data. Okeke did not consistently find that ALMPs have contributed to less wage pressure. The shown negative effect was, however, found in most specifications.
- j. Effects were estimated for the periods 1965–90 and 1965–98, respectively.

Table 13 shows mixed results. Many studies find that larger ALMPs increase wage pressure, but many studies do not find any significant effect. Only three studies

(OECD, 1993; Okeke, 1998; Thomas, 2000) suggest that ALMPs may reduce wage pressure. Most studies do not distinguish between different programmes. No consistent pattern emerges from the three studies (Löfgren and Wikström, 1991; Forslund, 1992; Edin, Holmlund and Östros, 1994) that estimate separate effects of labour market training and relief work.

Most of the studies cover periods ending before the deep recession of the 1990s. As both unemployment and ALMPs reached peak levels during this recession, it is uncertain to what extent the results from earlier studies apply to the 1990s. To the extent that compensation levels in programmes were lowered and the expected treatment effects on the probability of finding a job or on future income deteriorated, one should expect less unfavourable (or more favourable) wage effects of ALMPs. However, Johansson et al. (1999), Rødseth and Nymoene (1999), and Forslund and Kolm (2000) did not find any significant changes in the wage-setting behaviour between the 1990s and earlier periods.

Simultaneity problems of the same kind as for studies of displacement effects may be present also in the estimation of wage effects. However, because it probably takes time for wage changes to influence employment and for employment changes to trigger changes in programme volumes, the problem is likely to be less severe in this case. A more serious problem may be that programme participation covaries with long-term unemployment, so that adverse wage-setting effects of ALMPs could reflect that higher long-term unemployment reduces the competition for jobs that insiders meet (see *Section 3.2*).

4.5 Reduced-form estimates

A last type of studies is *reduced-form* estimates of the effects of ALMPs on (un)employment, i.e. estimates of the total net effects through all channels discussed in *Section 2*. Put differently, these estimations examine how the intersection between the wage-setting and employment schedules in *Figure 4* is affected by the size of ALMPs.

The results from four reduced-form studies are summarised in *Table 14*.

Table 14 The effects of ALMPs in reduced-form estimates

Study	Period	Results
Ohlsson (1993, 1995)	Vector auto regressions, aggregate time-series data 1969–90	Job creation schemes crowd out regular employment and lower open unemployment. No significant effects on wages.
Skedinger (1995)	Vector auto regressions, aggregate time series data 1979–91	Youth programmes crowd out regular youth employment (110% in the short run). ¹²
Forslund (1995)	Reduced form, aggregate time series data 1960–93	No effect on open unemployment of aggregate ALMPs.
Calmfors & Skedinger (1995)	Reduced form, panel data for counties 1966–90	Job creation schemes crowd out regular employment; unstable results for labour market training.

The results in the table suggest that especially job creation schemes tend to reduce regular employment, but also that they probably contribute to lower open unemployment. As in the studies of direct displacement, the simultaneity problem is potentially quite serious. Calmfors and Skedinger (1996) tried to handle it through instrumental variables methods (one assumption being that the political majority in a county influences the volume of ALMPs).

4.6 Conclusions from the macroeconomic studies

Just as in the case of microeconomic studies, the overall picture from the macroeconomic studies of ALMPs in Sweden is rather disappointing. There is little evidence that ALMPs make the matching process more efficient; rather the studies of geographical mobility suggest the opposite. There is evidence of large direct displacement effects of those job creation schemes that most closely resemble regular employment, but not of labour market training. Some evidence indicates that programmes tend to raise wage pressure, whereas other evidence does not point in this direction. Reduced-form estimates seem to show that programmes (at least job creation schemes) tend to reduce regular employment, even though they may help reduce open unemployment. The most favourable effects of ALMPs refer to labour force participation, which seems to be increased by large programmes.

¹² Holmlund (1995) criticised Skedinger's assumption that aggregate unemployment is exogenous, and showed that displacement falls to 40 percent if this assumption is dropped. Skedinger's analysis was also criticised by Sjöstrand (1996a). See also Sjöstrand (1996b) and Skedinger (1996a, b).

5 Reduced-form studies on OECD data

Beginning with the influential study by Layard et al. (1991), a large number of studies have tried to explain unemployment differences among OECD countries by differences in labour market institutions. The earlier studies explained cross-country variations in unemployment rates with cross-country variation in labour market institutions. Later studies have used panel data to exploit both cross-sectional and time-series variations. Most of these studies have examined the influence of ALMPs. As these studies have usually been interpreted to give very favourable results for ALMPs, it may be of some interest to compare them with the studies of Sweden that we have surveyed.

5.1 Main results

The results in the studies of the OECD countries cannot be directly compared with those in the studies of Sweden. The reason is that the former studies use measures of expenditures on ALMPs (the only comparable measures available for all OECD countries), usually spending per unemployed person as a fraction of GDP per capita (which was introduced by Layard et al., 1991), as explanatory variables, and open unemployment as the dependent variable. This does not allow direct estimates of how total (and open) unemployment is affected by programme participation, i.e., of how much displacement occurs. To derive these effects, the results in the studies on OECD data have to be recalculated using certain assumptions. The Appendix describes how this was done. The results are shown in *Table 15*.

Table 15 The effects of ALMPs on (un)employment in cross-section and panel data studies of the OECD countries

Study	Countries and period	Effect on:	Results ^a
Layard, Nickell & Jackman (1991)	20 OECD countries; 1983–88; cross-section data	Open unemployment	- (-1.53)
		Total unemployment	0 (-0.53)
OECD (1993)	19 OECD countries; 1983–88; cross-section data	Open unemployment (Layard et al. measure of ALMPs)	-
		Open unemployment (ALMP expenditures as a fraction of mean wage multiplied by the labour force)	0

Heylen (1993)	18 OECD countries; second half of the 1980s; cross-section data	Real-wage sensitivity to unemployment variations ^b (effect of expenditures on total ALMPs, employment service and labour market training, respectively)	-
		Real-wage sensitivity to unemployment variations (effect of job creation measures)	0
Zetterberg (1993)	19 OECD countries; 1985–91, panel data	Open unemployment (ALMP expenditures as a fraction of total expenditures on labour market policies)	- (-1.49)
		Total unemployment	- (-0.49)
Jackman, Layard & Nickell (1996)	20 OECD countries 1983–88 and 1989–94; panel data	Open unemployment	0 (-0.06)
		Long-term open unemployment	-
		Short-term open unemployment	0
		Total unemployment	+ (0.94)
Scarpetta (1996)	17 OECD countries; 1983–93; panel data	Open unemployment	- (-0.51)
		Total unemployment	+ (0.49)
		Employment as a fraction of the population	+
Forslund & Krueger (1997)	OECD countries; 1983–88 and 1993; cross-section data	Open unemployment 1983 – 88; (Zetterberg measure of ALMPs) ^c	- (-0.83)
		Total unemployment 1983 – 88; (Zetterberg measure of ALMPs)	0 (0.17)
		Open unemployment 1983 – 88, (ALMP expenditure as a fraction of GDP)	0
		Open unemployment 1993; Zetterberg measure of ALMPs	+
Elmeskov, Martin & Scarpetta (1998)	OECD countries; 1983–95; panel data	Open unemployment	- (-1.18)
		Total unemployment	0 (-0.18)
Nickell & Layard (1999)	20 OECD countries; 1983–88 and 1989–94; panel data	Open unemployment	- (-0.18)
		Long-term open unemployment	-
		Short-term open unemployment	0
		Total unemployment	+ (0.82)
		Employment as a fraction of the population	0

Blanchard & Wolfers 2000	20 OECD countries; 1960–95; panel data with five-year averages	Open unemployment	- (-1.43)
		Total unemployment	- (-0.43)

Notes:

- a. The minus and plus signs indicate the signs of the effects on the respective variables. A zero indicates a non-significant effect. Numbers in parentheses indicate the calculated effect on the variable in question of an increase in the participation in ALMPs by 1 percentage point of the labour force.
- b. According to conventional theory, the sensitivity of the real wage to variations in unemployment is negatively related to equilibrium unemployment (Layard et al., 1991; Nickell and Layard, 1999).
- c. See the entry for Zetterberg (1993) above in the table.

Most of the studies reported in the table support the hypothesis that an expansion of ALMPs contributes to lower open unemployment. Two of the studies also show a larger effect on long-term than short-term open unemployment (Jackman et al., 1996; Nickell and Layard, 1999). This is, of course, to be expected, as programme placement can be used to interrupt long unemployment spells. However, looking at the calculated effects on total unemployment (the sum of open unemployment and programme participation), the picture is different. Some studies indicate that total unemployment increases when ALMPs expand, others that it decreases. A couple of studies seem also to find insignificant effects.

5.2 The interpretation of the results

There is reason to suspect that the problem of simultaneity bias in the studies reported above is quite serious. The reason is that the Layard *et al.* measure of ALMPs used in most of the studies, i.e. spending per unemployed person as a fraction of GDP, is likely to covary negatively with unemployment (OECD, 1993; Forslund and Krueger, 1997). Some of the studies have just neglected this problem. Others have tried to address it in various ways. OECD (1993) substituted ALMP expenditure as a fraction of the mean wage multiplied by the labour force, and Forslund and Krueger (1997) ALMP expenditure as a fraction of GDP, for the Layard et al. measure. In both studies the introduction of the alternative measure resulted in insignificant estimates of the effects on open unemployment.

Elmeskov et al. (1998) used the average of the Layard et al. measure over the whole time period studied in order to reduced the problems of simultaneity, whereas

Nickell and Layard (1999) divided ALMP expenditures by the number of unemployed persons in an earlier time period. It is noteworthy that both these studies seem to indicate that an expansion of ALMPs raises total unemployment. On the whole, the results of ALMPs are less favourable when the problem of simultaneity bias is addressed.

One should also note that the reported results refer to unemployment as a share of the *labour force*. Our previous discussion indicates that results may be more favourable if unemployment is instead measured as a fraction of the population, as ALMPs may influence labour force participation positively (see *Sections 2.2* and *4.3*). Two of the studies are consistent with such an effect. Nickell and Layard (1999) did not find any significant decreasing effect of ALMPs on employment as a fraction of the population at the same time as their results imply an increase in total unemployment as a fraction of the labour force. Scarpetta (1996) found that ALMPs contribute to a lower share of inactive persons in the population.

6 Conclusions

Section 6.1 summarises the lessons regarding the various mechanisms through which active labour market policy can work and the evidence on net employment effects. *Section 6.2* draws conclusions on the relative efficiency of various ALMPs. *Section 6.3*, finally, makes a tentative evaluation of active labour market policy in Sweden and draws some general policy conclusions.

6.1 The various mechanisms of ALMPs

The empirical studies surveyed highlight the following mechanisms or complexes of mechanisms of active labour market policy (see *Section 2*): (i) effects on the matching process and the competition for jobs, as well as on productivity and the allocation of labour; (ii) direct crowding-out effects; (iii) effects on the wage pressure in the economy, which are the net of the effects on matching efficiency, the effects on the competition for jobs, the accommodation effects, the effects of re-allocation of labour and productivity effects; and (iv) the net effect on regular employment (and open unemployment).

Matching efficiency and the competition for jobs

The effects on matching efficiency and the competition for jobs are highlighted in both microeconomic and macroeconomic studies. These effects are likely to be correlated with the effects on the productivity of job seekers and the allocation of labour (to the extent that ALMPs raise the productivity of the participants and re-allocate labour from low-demand to high-demand areas, matching efficiency and the competition for jobs are also likely to increase). On the whole, there is little support for the view that the active labour market policy in Sweden in the 1990s had positive effects in these respects.

Macroeconomic studies of geographic mobility seem to imply that ALMPs have rather tended to lock in labour. Although the microeconomic studies of the effects of labour market training on individuals in the 1980s found positive employment and income effects, this does not apply to the 1990s: the studies of the later period have instead usually found insignificant or negative effects. There are fewer studies of job creation measures, and here the results vary more (see *Section 6.2* below).

The most favourable results for the effects of ALMPs on individuals are obtained in survey studies of employer attitudes. But on the other hand, participants in ALMPs seem to search less actively for jobs than the openly unemployed.

There is also some evidence that ALMPs in Sweden may have raised labour force participation, which might potentially lead to more competition for jobs. But the number of studies is too small to warrant more definite conclusions. There is also the question to what extent such a "registered" increase in labour force participation translates into effective supply rather than just raising the possibilities to collect benefits.

Direct displacement

Both survey studies and econometric macro studies indicate that job creation schemes have crowded out regular employment to a substantial degree. Labour market training does not appear to have had such effects. The direct crowding-out effects are considerably larger in the econometric studies (usually around 60–70 percent) than in the survey studies (usually 15–40 percent).

Wage pressure

The effect of ALMPs on wage pressure is the net of a number of effects that work in different directions: effects on matching efficiency, competition effects, accommodation effects, effects on reservation wages and re-allocation effects. A large number of Swedish studies of the wage-setting relationship has examined this net effect. The results are not clear-cut. Many studies have found that an expansion of ALMPs has increased wage pressure. Nearly as many studies have found no significant effect at all. Fewer studies have found a wage-reducing effect. The conclusion is that Swedish ALMPs are unlikely to have reduced wage pressure, but it is unclear whether they have raised wages or had no effect at all.

The results from the macroeconomic wage-setting studies are consistent with the results from the macroeconomic studies of geographical mobility and the majority of microeconomic studies of the effects on individual participants discussed in *Section 6.1*. If ALMPs do not have positive effects on matching efficiency (mobility) and the competition for jobs, they should not be expected to reduce aggregate wage pressure.

The net effect on regular employment and unemployment

The net effects of ALMPs on (un)employment in Sweden have been studied in macroeconomic estimations of reduced-form equations. Most of the studies imply that an expansion of ALMPs reduces *open unemployment*. But the studies also suggest that the sum of direct and indirect crowding-out effects is large. The estimates do not support the view that an expansion of ALMPs reduces *total unemployment* (the sum of open unemployment and programme participation). Some of the evidence rather suggests the opposite.

We compared Swedish reduced-form estimations with similar estimations on cross-country and panel data for the whole OECD area. The latter studies have often been interpreted to give a very favourable picture of the employment effects of ALMPs (see e.g. Layard et al., 1991; or Nickell and Layard, 1999). This is, however, partly a misunderstanding, which derives from the fact that these studies have usually focused on the effect on open unemployment rather than on regular employment or total unemployment. If one recalculates the estimates in these studies to effects on total unemployment, the effects vary between studies, but the overall picture is similar to the one from the Swedish studies.

6.2 The relative efficiency of various ALMPs

What do the studies of Sweden say about the relative efficiency of different programmes? A first issue concerns labour market training versus job creation. Here, the microeconomic studies of effects on individuals and the macroeconomic studies of general-equilibrium effects give inconsistent results. The microeconomic studies of labour market training in the 1990s found no or negative employment effects. In contrast, some studies found positive effects of job creation schemes on later regular employment. But in the macroeconomic studies, there is a strong tendency that labour market training gives more positive (or less negative) effects on regular employment than job creation. Only the latter programmes seem to cause direct crowding-out effects.

Another issue concerns the relative efficiency of various job creation programmes. The few available microeconomic studies suggest positive employment effects on the participating individuals of self-employment grants, recruitment subsidies, work placement schemes and trainee replacement schemes, whereas it has proved difficult to find such effects of relief work and work experience schemes. But at the same time, there is much to suggest that these programmes have large crowding-out effects. Unfortunately, there is a strong tendency that the schemes close to regular jobs have both positive employment effects for the participating individuals and large negative crowding-out effects.

The empirical studies seem to be the most negative for youth programmes. Here, there appear to be large crowding-out effects, at the same time as it is uncertain whether there are positive employment effects on the participating individuals.

6.3 Policy conclusions

Which policy conclusions can be drawn from the unique Swedish experiment in the 1990s of using large-scale ALMPs to fight high unemployment? Should the Swedish policy be followed by other countries in similar circumstances? It is true that enough time may not yet have passed to allow a final verdict: this may require an analysis of to what extent the rise in unemployment in the early 1990s will lead to persistent effects, and of whether there are long-term employment effects of ALMPs on labour force participation that have not yet worked themselves out. We do not rule out such effects. Notwithstanding these caveats, our conclusion is still that the labour market policy followed in Sweden in the 1990s was not efficient. The Swedish experience

shows clearly the limitations of ALMPs as a measure to fight unemployment. It is not a measure that should be relied on to the extent that was done in Sweden.

A main problem with ALMPs in Sweden in the 1990s was their size. This applies especially to labour market training. It is a problem to expand training programmes very rapidly in a situation when the appropriate infrastructure is not there. In such a situation, one should expect marginal returns to be decreasing, as is suggested by Björklund and Moffitt (1987), who found the average effect on the hourly wage to be decreasing with the volume of training. One should also expect training programmes to be ineffective in a situation with very low demand, when unemployment duration is long under all circumstances, and when it is difficult to know where future labour shortages in the economy will appear. The upshot is that training programmes should be kept rather small in a deep recession. There is certainly a strong case for not using ALMPs (especially training programmes) as an income support measure (either as an alternative to unemployment benefits or as a means to re-qualify the participants for such benefits) as was done in Sweden, because this is likely both to distort the incentives for programme participation and result in very large programme volumes.

As to job creation measures, we have pointed to the conflict between positive employment effects on the participating individuals and the macroeconomic crowding-out effects. This is a strong argument to target job creation measures on the long-term unemployed (and those who are threatened to become long-term unemployed): then competition effects may affect regular employment positively, even if there are large crowding-out effects.

Our survey also questions the use of large-scale youth programmes, as they seem to have large displacement effects, at the same time as it is unclear whether there are any positive employment effects for the participating individuals. Since those who have been unemployed for less than six months seem rarely to meet negative employer attitudes (Klingvall, 1998), there appear to be no strong reasons to place young people in programmes during their first half-year of unemployment. This is an argument for much smaller youth programmes than were used in Sweden in the 1990s.

One cannot, of course, analyse the proper role of ALMPs without corresponding evaluations of alternative policy instruments. Indeed, subjecting only some policies to critical scrutiny, but not others, could lead to a worse policy mix. But it is safe to conclude that the Swedish strategy of using ALMPs as the main policy instrument to fight unemployment in the 1990s was not founded on systematic *ex ante* knowledge of the

effectiveness of the programmes, and that our ex post evaluation does not support the view that they were effective in maintaining regular employment. Rather, the policies that were pursued are likely to have reduced open unemployment at the cost of also reducing regular employment. It is a value judgement whether one should consider this to reduce or increase social welfare. But there is a lot to suggest that the Swedish example of the 1990s is not one to follow if one views high regular employment as the primary objective of labour market policy.

Appendix

Many of the studies on data from a large number of OECD countries discussed in *Section 5* have estimated unemployment equations of the form

$$u = \alpha\gamma + \dots, \quad (\text{A1})$$

where

$$\gamma = b_r r / uy. \quad (\text{A2})$$

u is open unemployment (as a fraction of the labour force), γ is the measure of ALMPs, α is a parameter measuring the effect of ALMPs on open unemployment, b_r is the expenditure on ALMPs per programme participant, r is programme participation (as a fraction of the labour force) and y is GDP per capita.

We are interested in computing du/dr and $d(u+r)/dr$ from the estimated models. To do this, we substitute (A2) into (A1) and differentiate implicitly. This gives

$$\frac{du}{dr} = \frac{(b_r/y)\alpha u}{u^2 + (b_r/y)\alpha r}. \quad (\text{A3})$$

To calculate du/dr we need information on b_r/y . In our calculations we set $b_r/y = 0.5$. This parameter value is motivated in the following way. For Denmark, Finland, Norway and Sweden, Zetterberg (1993) provides information on γ . The database collected by Rødseth and Nymoene (1999) gives information on programme participation and unemployment for the same countries. As $b_r/y = \gamma u/r$, we can compute this ratio. The average values for the period 1985 – 91, are 0.41 for Denmark, 0.60 for Finland, 0.42 for Norway and 0.44 for Sweden. As the effect on unemployment of ALMPs in (A3) is increasing in b_r/y , our guesstimate 0.5 does not seem to imply that we have underestimated the effect systematically. Given this assumption, we can compute du/dr at given values of open unemployment and programme participation. The effect on total unemployment (the sum of programme participation and open unemployment) is obtained as $d(r+u)/dr = 1 + du/dr$.

Zetterberg (1993) instead used the ratio between total ALMP expenditures and total expenditures on the unemployed (see *Table 2*) as the measure of ALMPs in his unemployment equations. This measure, which we label λ , can be written

$$\lambda = b_r r / (b_r r + b_u u), \quad (\text{A4})$$

where, in addition to the previously explained variables, b_u is the expenditure per openly unemployed person. Here, we proceeded by assuming that the spending per programme participant equals the spending per openly unemployed, i.e., $b_r = b_u$. Given this assumption, and given an estimated effect $\beta = du/d\lambda$, we have in this case that

$$\frac{du}{dr} = \frac{\beta u}{(u + r)^2 + \beta r} \quad (\text{A5})$$

In *Table 15* in the text, we have assumed throughout that $u = 0.07$ and $r = 0.03$.

References

- Ackum Agell S. (1996), Arbetslösas sökaktivitet, SOU 1996:34, Aktiv Arbetsmarknadspolitik, Expertbilaga till Arbetsmarknadspolitiska kommitténs betänkande (Fritzes, Stockholm).
- Agell J. and P. Lundborg (1995), Theories of pay and unemployment: survey evidence from Swedish manufacturing firms, *Scandinavian Journal of Economics* 97.
- Agell J. and P. Lundborg (1999), Survey evidence on wage rigidity and unemployment: Sweden in the 1990s, Working Paper 1999:2 (IFAU, Uppsala).
- AMS (1981), Erfarenheter av nyrekryteringsbidraget, Meddelanden från utredningsenheten 1981:25 (The National Labour Market Board, Solna).
- AMS (1983), Erfarenheter av den tillfälliga rekryteringsstimulansen, Meddelanden från utredningsenheten 1983:11 (The National Labour Market Board, Solna).
- AMS (1985), Erfarenheter av rekryteringsstödet, Meddelanden från utredningsenheten 1985:18 (The National Labour Market Board, Solna).
- AMS (1995), Rekryteringsstödet resultat, Uru 1995:1 (The National Labour Market Board, Solna).
- AMS (1997), Åtgärdernas undanträngningseffekter. En enkätstudie utifrån deltagarperspektivet, Ura 1997:12 (The National Labour Market Board, Solna).
- AMS (1998a), Åtgärdsundersökning 1998. En uppföljning av deltagare som avslutat konjunkturberoende åtgärd fjärde kvartalet 1996, Apra 1998:3 (The National Labour Market Board, Solna).
- AMS (1998b), Undanträngningseffekter av arbetsmarknadspolitiska åtgärder. En enkätundersökning ur både arbetssökande och arbetsgivarperspektiv, Ura 1998:8 (The National Labour Market Board, Solna).
- Anxo D. and P. Dahlin (1996), Utvärdering av det generella och det riktade anställningsstödet, EFA-rapport No. 45.
- Axelsson R., K. Brännäs and K.-G. Löfgren (1996), Arbetsmarknadspolitik, arbetslöshet och arbetslöshetstider under 1990-talets lågkonjunktur, Umeå Economic Studies No. 418, Umeå University.
- Axelsson R. and K.-G. Löfgren (1992), Arbetsmarknadsutbildningens privat- och samhälls-ekonomiska effekter, EFA-rapport No. 25 (Ministry of Labour, Stockholm).
- Behrenz L. (1998), Who gets the job and why? – An explorative study of the recruitment behaviour of employers, in: Essays on the employment service and employers' recruitment behaviour, Doctoral Thesis, Economic Studies No. 79, Lund University.

- Björklund A. and R. Moffit (1987), Estimation of wage gains and welfare gains in self-selection models, *Review of Economics and Statistics* 69.
- Blanchard O. and J. Wolfers (2000), The role of shocks and institutions in the rise of European unemployment: The aggregate evidence, *The Economic Journal* 110.
- Blomskog, S. (1997), The wage curve for different worker categories. The case of Sweden, *Essays on the functioning of the Swedish labour market*, PhD Thesis, Stockholm University.
- Calmfors L. (1993), Lessons from the macroeconomic experience of Sweden, *European Journal of Political Economy* 9.
- Calmfors L. (1994), Active labour market policy and unemployment – a framework for the analysis of crucial design features, *OECD Economic Studies* No. 22.
- Calmfors L. (1995), Labour market policy and unemployment, *European Economic Review* 39.
- Calmfors L. and A. Forslund (1990), Wage formation in Sweden, in: L. Calmfors (ed.), *Wage formation and macroeconomic policy in the Nordic countries* (Stockholm: SNS and Oxford University Press).
- Calmfors L. and A. Forslund (1991), Real wage determination and labor market policies: The Swedish experience, *The Economic Journal* 101.
- Calmfors L. and H. Lang (1995), Macroeconomic effects of active labour market programmes in a union wage-setting model, *The Economic Journal* 105.
- Calmfors L. and R. Nymoen (1990), Nordic employment, *Economic Policy* 5.
- Calmfors L. and P. Skedinger (1995), Does active labour market policy increase employment? Theoretical considerations and some empirical evidence from Sweden, *Oxford Review of Economic Policy* 11.
- Carling, K., P-A. Edin, A. Harkman and B. Holmlund (1996), Unemployment duration, unemployment benefits, and labor market programs in Sweden, *Journal of Public Economics* 59.
- Carling K. and L. Gustafson (1999), Self-employment grants vs. subsidized employment: Is there a difference in the re-unemployment risk?, *Working Paper 1999:6* (IFAU, Uppsala).
- Carling K. and L. Larsson (2000a), Att utvärdera arbetsmarknadsprogram i Sverige: Rätt svar är viktigt, men vilken var nu frågan?, *Arbetsmarknad & Arbetsliv* 3.
- Carling K. and L. Larsson (2000b), Replik till Lars Behrenz och Anders Harkman, *Arbetsmarknad & Arbetsliv* 4.

- Carling K. and K. Richardson (2001), The relative efficiency of labor market programs: Swedish experience from the 1990's, Working Paper 2001:2 (IFAU, Uppsala).
- EC Commission (1997), Guidelines for member states employment policies for 1998, http://europa.eu.int/comm/employment_social/elm/summit/en/papers/guide2.htm.
- EC Commission (2000), National action plans on employment 2001, http://europa.eu.int/comm/employment_social/news/2001/may/naps2001_en.html.
- Edin P.-A., A. Forslund and B. Holmlund (1999), The Swedish youth labor market in boom and depression, in: D. Blanchflower and R. Freeman (eds.), Youth employment and joblessness in advanced countries (University of Chicago Press, Chicago).
- Edin P.-A. and B. Holmlund (1991), Unemployment, vacancies and labour market programmes: Swedish evidence, in: F P Schioppa (ed.), Mismatch and labour mobility (Cambridge University Press).
- Edin P.-A., B. Holmlund and T. Östros (1994), Wage behavior and labor market programs: Evidence from micro data, in: B. Holmlund (ed.), Pay, productivity, and policy (FIEF, Stockholm).
- Elmeskov J., J. Martin and S. Scarpetta (1998), Key lessons for labour market reforms: evidence from OECD countries' experiences, Swedish Economic Policy Review 5.
- European Commission (2000), The EU economy – 2000 review, European Economy.
- LO (1951), Fackföreningsrörelsen och den fulla sysselsättningen (1951) (LO, Stockholm).
- Forslund, A. (1992), Arbetslöshet och arbetsmarknadspolitik, Bilaga 7 till Långtidsutredningen 1992.
- Forslund, A. (1995), Unemployment – is Sweden still different?, Swedish Economic Policy Review 2.
- Forslund A. (1996), Direkta undanträngningseffekter av arbetsmarknadspolitiska åtgärder, Rapport till Riksdagens revisorer.
- Forslund A. and A.-S. Kolm (2000), Active labour market policies and real-wage determination – Swedish evidence, Working Paper 2000:7 (IFAU, Uppsala).
- Forslund A. and A. Krueger (1997), An evaluation of the active Swedish labor market policy: New and received wisdom, in: R Freeman, R Topel and B Swedenborg (eds.), The welfare state in transition (Chicago University Press).

- Forslund A. and O. Risager (1994), Wages in Sweden. New and old results, Memo 1994:22, Institute of economics, Aarhus University Aarhus.
- Fredriksson P. (1997), Education, migration and active labor market policy, Economic Studies 28, Department of Economics, Uppsala University.
- Fredriksson P. (1999), The dynamics of regional labor markets and active labor market policy: Swedish evidence, Oxford Economic Papers 51.
- Fukushima Y. (1998), Active labour market programmes and unemployment in a dual labour market, Department of Economics, Stockholm University.
- Gramlich E. M. and B.-C. Ysander (1981), Relief work and grant displacement in Sweden, in: G Eliasson, B Holmlund and F Stafford (eds.), Studies in Labor Market Behavior (IUI, Stockholm).
- Hallgren, A. (1996), Job matching and labour market programmes in Sweden, mimeo, Department of Economics, Uppsala University.
- Hallström N.-E. (1995), Genomförandet av ALU, arbetslivsutveckling. En studie i sex kommuner i tre län, EFA-rapport No. 36, Ministry of Labour.
- Harkman A. (1997), Den yrkesinriktade arbetsmarknadsutbildning 1994 – effekter för individen, Ura 1997:10 (The National Labour Market Board, Solna).
- Harkman A., F. Jansson and A. Tamás (1996), Effects, defects and prospects – An evaluation of labour market training in Sweden, Working Paper 1996:5 (The National Labour Market Board, Solna).
- Harkman A., A. Johansson and S. Okeke (1999), Åtgärdsundersökningen 1998 – åtgärdernas effekter på deltagarnas sysselsättning och löner, Ura 1999:1 (The National Labour Market Board, Solna).
- Heckman, J. J. (1979), Sample selection bias as a specification error, *Econometrica* 47.
- Heckman J. J., R. J. LaLonde and J. A. Smith (1999), The economics and econometrics of active labor market programs, in: Ashenfelter O. C. and D. Card (eds.), *Handbook of Labor Economics*, Vol. 3A (Elsevier Science B.V., Amsterdam).
- Heiborn M. (1998), Essays on demographic factors and housing markets, Doctoral Thesis, Economic Studies 40, Department of Economics, Uppsala University.
- Heylen F. (1993), Labour market structures, labour market policy and wage formation in the OECD, Labour 7.
- Holmlund B. (1990), Svensk lönebildning – teori, empiri, politik, Bilaga 24 till Långtidsutredningen 90.

- Holmlund B. (1995), Comment on Per Skedinger: Employment policies and displacement in the youth labour market, Swedish Economic Policy Review 2.
- Holmlund B. and J. Lindén (1993), Job matching, temporary public employment, and equilibrium unemployment, Journal of Public Economics 51.
- Jackman R. (1994), What can active labour market policy do?, Swedish Economic Policy Review 1.
- Jackman R., R. Layard and S. Nickell (1996), Combating unemployment: Is flexibility enough?, Discussion Paper No. 293, Centre for Economic Performance, London School of Economics.
- Jackman R., C. Pissarides and S. Savouri (1990), Labour market policies and unemployment in the OECD, Economic Policy 5.
- Johansson K. (1999), Resursarbete – en uppföljning, Forskningsrapport 1999:4 (IFAU, Uppsala).
- Johansson K. (2002), Do labor market programs affect labor force participation, this issue.
- Johansson, K. and A. Markowski (1995), Påverkar arbetsmarknadspolitik arbetskraftsdeltagandet? – en empirisk studie, Konjunkturläget maj 1995, Specialstudier, National Institute of Economic Research, Stockholm.
- Johansson P. and S. Martinsson (2000), Det nationella IT-programmet – En slutrapport om Swit, Forskningsrapport 2000:8 (IFAU, Uppsala).
- Johansson S., P. Lundborg and J. Zetterberg (1999), Massarbetslöshetens karaktär (FIEF, Stockholm).
- Klingvall, M. (1998), Arbetsgivarnas attityder, Ura 1998:9 (the National Labour Market Board, Solna).
- Korpi T. (1994a), Is well-being related to employment status? Unemployment, labor market policies and the psychological well-being of youth, in: Escaping unemployment – Studies in the individual consequences of unemployment and labor market policy, Doctoral Thesis, Swedish Institute for Social Research 24, Stockholm University.
- Korpi T. (1994b), Employment stability following unemployment: evidence of the effect of manpower programs for youth, in: Escaping unemployment – Studies in the individual consequences of unemployment and labor market policy, Doctoral Thesis, the Swedish Institute for Social Research 24, Stockholm University.
- Larsson L. (2000), Evaluation of Swedish youth labour market programmes, Working Paper 2000:1 (IFAU, Uppsala).

- Larsson, L. (2001), Kommentarer till Okeke: Arbetsmarknadsutbildningen 1999 – effekter för individen, mimeo, IFAU, Uppsala.
- Layard R., S. Nickell and R. Jackman (1991), Unemployment: macroeconomic performance and the labour market (Oxford University Press).
- Lindbeck, A., (1975), Svensk ekonomisk politik (Aldus).
- LO (1993a), Så här fungerar ALU i Sörmland, Undersökningen av LO-distriktet hösten 1993 (LO, Stockholm).
- LO (1993b), Så här fungerar ALU i Värmland, Undersökning av LO-distriktet hösten 1993 (LO, Stockholm).
- LO (1994a), Så här fungerar ALU i Blekinge, Undersökning av LO-distriktet hösten 1994 (LO, Stockholm).
- LO (1994b), Så här fungerar ALU i Kalmar län, Undersökning av LO-distriktet hösten 1994 (LO, Stockholm).
- Löfgren K.-G. and M. Wikström (1991), Lönebildning & arbetsmarknadspolitik, Ds 1991:53, Bilaga till Arbetsmarknad och arbetsmarknadspolitik (Ministry of Labour, Stockholm).
- Löfgren K.-G. and M. Wikström (1997), Undanträngningseffekter av arbetsmarknadspolitik. Kommentarer till Forslund-Sjöstrand kontroversen, Arbetsmarknad & Arbetsliv 3.
- McCormick B. and P. Skedinger (1991), Why do regional unemployment differentials persist?, in: P. Skedinger, Essays on wage formation, employment, and unemployment, Doctoral Thesis, Department of Economics, Uppsala University.
- Meidner, R. (1969), Active manpower policy and the inflation-unemployment dilemma, *The Swedish Journal of Economics* 71.
- Mortensen D. and C. Pissarides (1994), Job creation and job destruction in the theory of unemployment, *Review of Economic Studies* 61.
- Newell A. and J. Symons (1987), Corporatism, laissez-faire and the rise in unemployment, *European Economic Review* 31.
- Nickell S. and R. Layard (1999), Labor market institutions and economic performance, in: O. Ashenfelter and D. Card (eds.), *Handbook of Labor Economics* 3C (Elsevier).
- Nilsson C. (1995), Den interregionala omflyttningen i Sverige – konsekvenser av arbetsmarknadsläge, arbetsmarknadspolitik och regionala levnadsomkostnader, EFA-rapport No. 33.

- NUTEK (1994), Utvärdering av den arbetsmarknadspolitiska åtgärden Arbetslivsutveckling, ALU, R 1994:66 (Nutek, Stockholm).
- OECD (1993), Employment outlook (OECD, Paris).
- OECD (1994), The OECD jobs study (OECD, Paris).
- Ohlsson H. (1993), Sysselsättningsskapande medel som stabiliseringspolitiskt medel, in: Politik mot arbetslöshet, SOU 1993:43 (Fritzes, Stockholm).
- Ohlsson H. (1995), Labor market policy, unemployment and wages - A VAR model for Sweden 1969-1990, Department of Economics, Uppsala University.
- Okeke S. (1998), Lönekurvan i Sverige. En studie av sambandet mellan arbetslöshet och lönenivå 1991–1995, Working Paper 1998:5, AMS utredningsenhet (The National Labour Market Board, Solna).
- Okeke S. (1999), Starta eget-bidragets effekter – utvärdering av företag tre år efter start, Ura 1999:12 (The National Labour Market Board, Stockholm).
- Okeke S. (2001), Arbetsmarknadsutbildningen 1999 – effekter för individen, Ura 2001:7 (The National Labour Market Board, Stockholm).
- Okeke S. and A. Spånt Enbuske (2001), Utvärdering av 1995 års nystartade företag, Ura 2001:2 (The National Labour Market Board, Stockholm).
- Petersson J. and V. Vlachos (1978), En granskning av utbildningsbidraget för permitteringshotade (25/15-kronan), Department of Economics, Lund University and EFA.
- Pissarides C. (1990), Equilibrium unemployment theory (Oxford and Cambridge, MA: Basil Blackwell).
- Regné H. (1997), Training at the job and training for a new job: two Swedish studies, Doctoral Thesis, the Swedish Institute for Social Research 29, Stockholm University.
- Richardson K. and G. van den Berg G. (2002), Swedish labor market training and the duration of unemployment, this issue.
- Romer D. (1996), Advanced macroeconomics (New York: McGraw-Hill).
- RRV (1989), Rekryteringsstöd, Dnr 1988:1848.
- Rødseth A. and R. Nymoén (1999), Nordic wage formation and unemployment seven years later, Memorandum 10/99, Sosialøkonomisk institutt, Oslo University.
- Scarpetta S. (1996), Assessing the role of labour market policies and institutional settings on unemployment: A cross-country study, OECD Economic Studies 26.

- Sehlstedt K. and L. Schröder (1989), Språngbräda till arbete? En utvärdering av beredskapsarbete, rekryteringsstöd och ungdomsarbete, EFA-rapport No. 19 (Ministry of Labour, Stockholm).
- Sianesi, B. (2001), An evaluation of the active labour market programmes in Sweden, Working Paper 2001:5 (IFAU, Uppsala).
- Sianesi B (2002), Differential effects of Swedish active labour market programmes for unemployed adults during the 1990s, this issue.
- Sjöstrand K.-M. (1996a), Hastverk om arbetsmarknadspolitiska åtgärder, Ekonomisk Debatt 1.
- Sjöstrand K.-M. (1996b), Arbetslösheten, inte sysselsättningen, är arbetsmarknadspolitikens målvariabel. Svar till Skedinger, Ekonomisk Debatt 3.
- Sjöstrand K.-M. (1997), Några kommentarer till Anders Forslunds rapport Direkta undanträngningseffekter av arbetsmarknadspolitiska åtgärder, Bilaga till riksdagsrevisorernas rapport, AMS, utredningsavdelningen (The National Labour Market Board, Solna).
- Skedinger P. (1991), Real wages, unemployment, and labor market programs: A disaggregative analysis, in: Essays on wage formation, employment, and unemployment, Doctoral Thesis, Department of Economics, Uppsala University.
- Skedinger P. (1995), Employment policies and displacement in the youth labour market, Swedish Economic Policy Review 2.
- Skedinger P. (1996a), Sjöstrand vilseleder om forskningsresultat som tyder på stor undanträngning, Ekonomisk Debatt 1.
- Skedinger P. (1996b), Sjöstrands modell är felspecificerad, Ekonomisk Debatt 3.
- TEMO (1993), Utvärdering av arbetslivsutvecklingsprojekt - ALU, september-oktober, Stockholm.
- TEMO (1994), Utvärdering av arbetslivsutvecklingsprojekt – ALU, Stockholm.
- TEMO (1995), Utvärdering av arbetslivsutvecklingsprojekt – ALU, Stockholm.
- Thomas, A. (2000), The costs and benefits of various wage-bargaining structures: an empirical exploration (IMF, Washington)
- Thoursie, R. (1990), Den offentliga arbetsförmedlingens utveckling under 1990-talet, in: SOU 1990:31.
- Wadensjö E. (1993), Arbetsmarknadspolitikens effekter på löner och priser, in: SOU 1993:43, Politik mot arbetslöshet.

- Westerlund O. (1997), Employment opportunities, wages and interregional migration in Sweden 1970 – 89, *Journal of Regional Science* 37.
- Westerlund O. (1998), Internal migration in Sweden: The effects of mobility grants and regional labour market conditions, *Labour* 12.
- Widerstedt B. (1998), Moving or staying? Job mobility as a sorting process, Doctoral Thesis, Department of Economics, Umeå University.
- Zetterberg J. (1993), Arbetslöshet, arbetsmarknadspolitik och löneförhandlingssystem, SOU 1993:43, Politik mot arbetslöshet.